



# Motorola Video Security and Access Control

Catalog of Certifications and Courses



**MOTOROLA**  
SOLUTIONS

# Contents

Introduction

Avigilon

General VS&A

IndigoVision

Pelco



# Introduction

Product knowledge is an important tool for professional development and closing sales. Having a solid knowledge of the products we offer instills faith, trust, and respect in the customer and creates a positive customer experience. Our dedicated teams of expert-level learning professionals have developed a flexible and convenient online learning portfolio that complements our robust selection of classroom-based instructor-led courses.

We offer training in the following formats:



## Online Training

Our eLearning courses range from 10-minute segments up to 2 hours each. These online courses are designed for learners to complete at their own pace, any time, and from anywhere in the world.



## Instructor-Led Training

Our instructor-led courses are in-person, activity-based classes held in a classroom, designed for those who need a broad understanding of MSI products. Led by skilled instructors, the courses include group lab activities and interaction with peers.



## About Us

Motorola Solutions offers a fixed video security ecosystem to meet both mission-critical and business-critical applications. We have continued to build on this strong foundation to bring new and improved surveillance and security solutions to life with products and systems that security professionals need — driven by meaningful innovation. And we're moving ahead with best-in-class technologies designed from the ground up, specifically for professional applications that provide superior performance, reliability, and value.

## Our Dedication

The MSI Video Security and Access Control Training Center is dedicated to security professionals who want to keep up with ever-changing technology, want to learn about new products and systems, and want to stay current with industry best practices. With courses designed by industry-leading instructors, engineers, and subject matter experts, MSI's instructor-led classroom training combined with online courses deliver unparalleled education for today's video security professionals. Whether you are responsible for installing, designing, or selling, you'll find the right course or certification for you.



# Accessing Training

Access the MSI Video Security and Access Control Training Center through the Partner/Support Communities. For questions or to register for an account, email:

[trainingvideoandaccess@motorolasolutions.com](mailto:trainingvideoandaccess@motorolasolutions.com)

# Enrolling in Training

Once you have an account, log into the Training Center. On the Home page, you can browse by selecting the topics that interest you or use the Search feature at the top of the page to search for courses by ID.

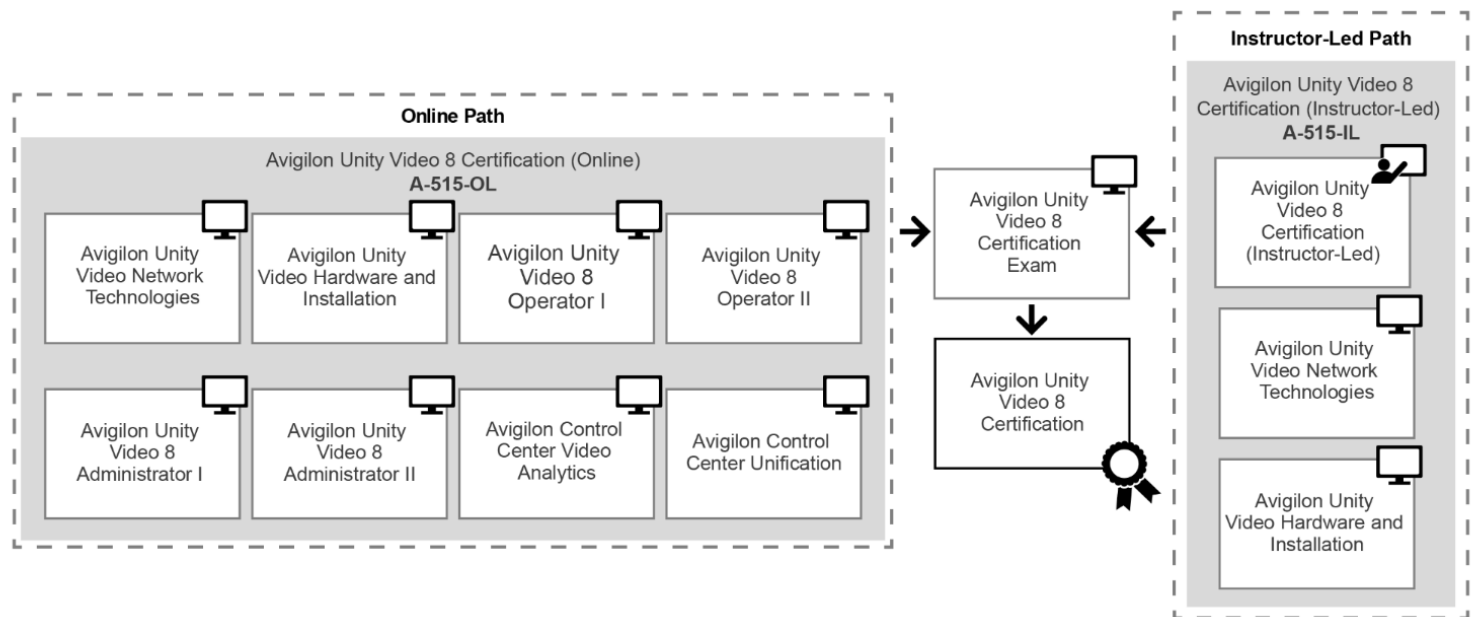


**Avigilon**

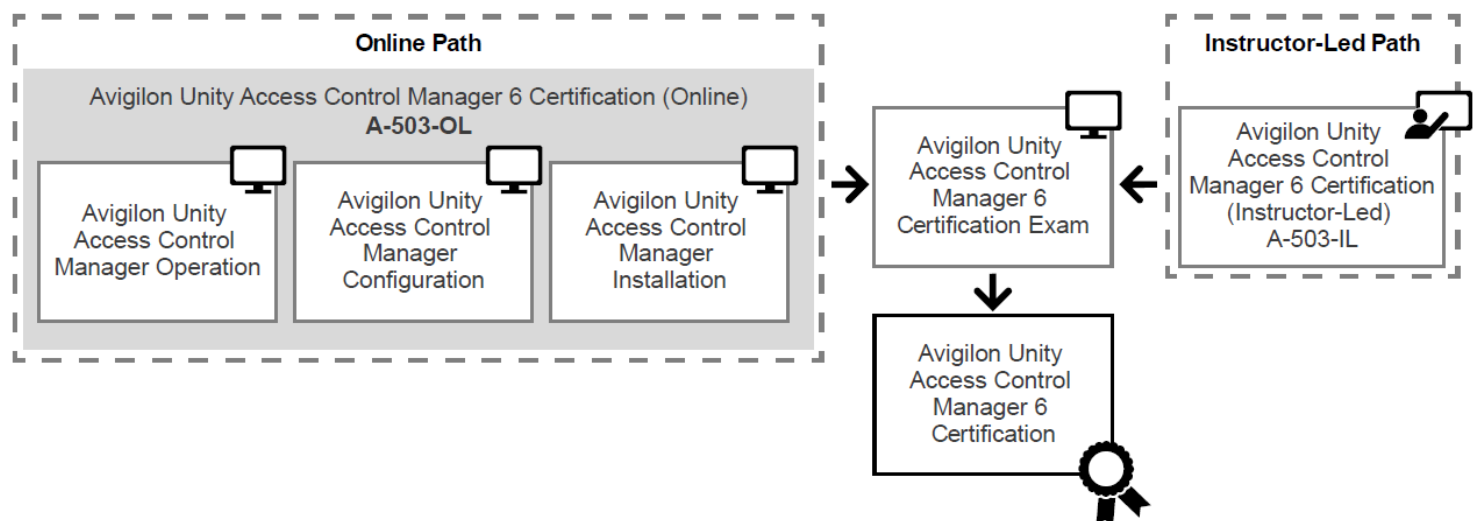
# Avigilon Partner Certification Paths

Avigilon offers instructor-led and online certification options. Consult the graphic below for details. Enroll in all instructor-led and online certifications through the Training Center. To obtain certifications online, you must enroll in and complete the curriculums. Completing the online courses separate from a curriculums does not automatically open the certification exams or generate the certifications in the Training Center.

## Avigilon Unity (ACC) Video Surveillance Online and Instructor-Led Certification Paths

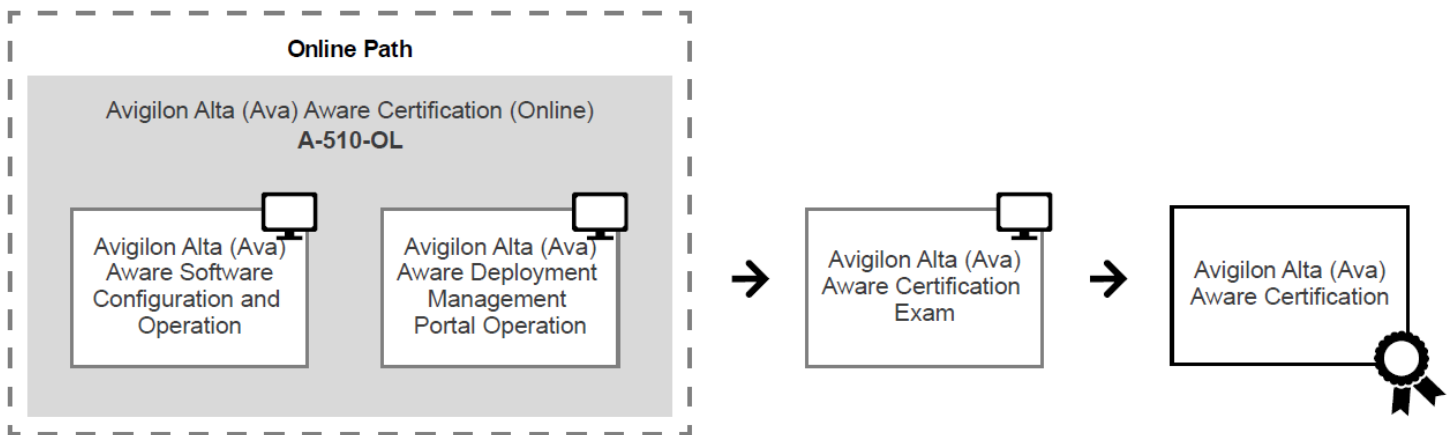


## Avigilon Unity (ACM) Access Control Online and Instructor-Led Certification Paths



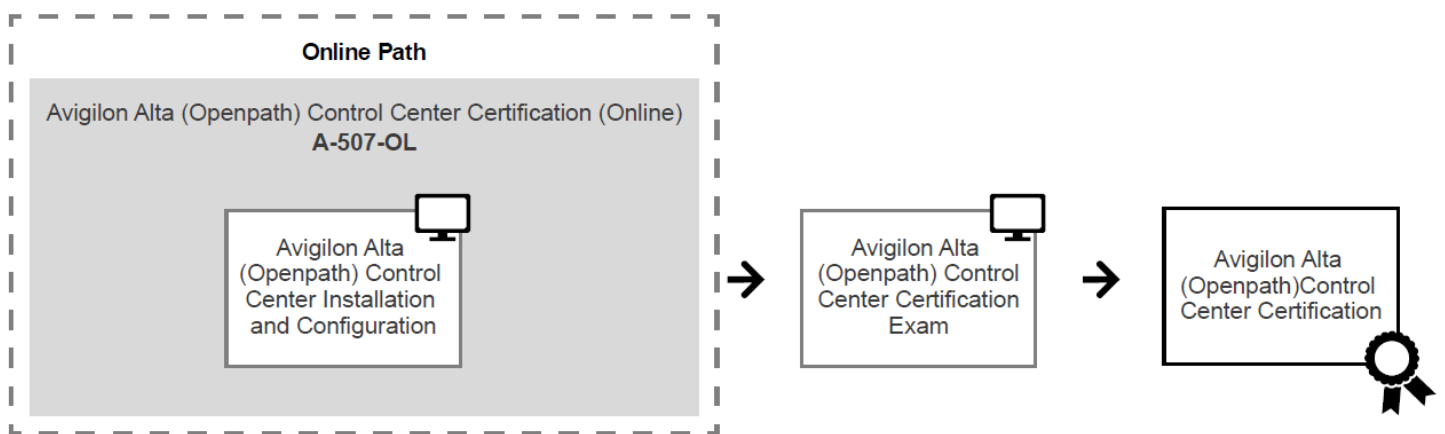
# Avigilon Alta (Ava) Video Surveillance

## Online Certification Path



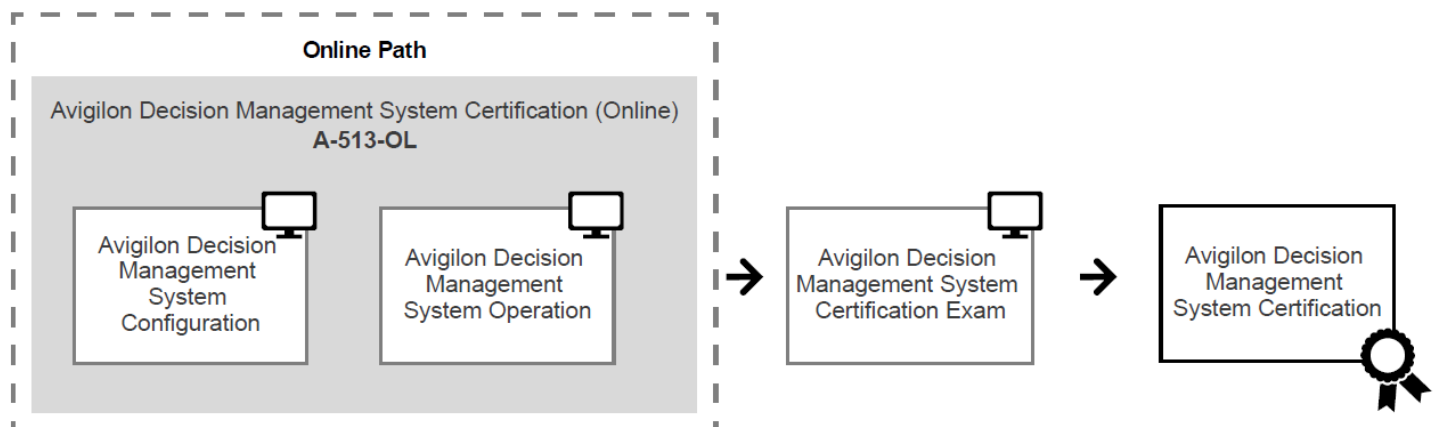
# Avigilon Alta (Openpath) Access Control

## Online Certification Path



# Avigilon (Compass) Decision Management System

## Online Certification Path





# Avigilon Certifications

## Avigilon Alta (Openpath) Control Center Certification (Online)

<b>ID</b>	A-507-OL
<b>Duration</b>	4.5 hours
<b>Delivery</b>	Online
<b>Audience</b>	Partners Employees
<b>Prerequisites</b>	None
<b>Description</b>	This certification is for installers and integrators who need to know the general details of how to install an Avigilon Alta (Openpath) Control Center system. It provides a foundational overview of topics related to installation, configuration, and operation of the system. Upon completion of the course, take the exam to receive certification.

## Avigilon Alta (Ava) Aware Certification (Online)

<b>ID</b>	A-510-OL
<b>Duration</b>	4.5 hours
<b>Delivery</b>	Online
<b>Audience</b>	Partners Employees
<b>Prerequisites</b>	None
<b>Description</b>	This certification is for installers and integrators who need to know the general details of how to configure and operate and Alta Aware system, include Alta Aware software and the Deployment Management Portal. It provides a foundational overview of topics related to the configuration and operation of the system. Upon completion of the course, take the exam to receive certification.

## Avigilon Access Control Manager 6 Certification (Instructor-Led)

<b>ID</b>	A-503-IL
<b>Duration</b>	24.0 hours (3 days)
<b>Delivery</b>	Instructor-Led
<b>Audience</b>	Partners Employees
<b>Prerequisites</b>	None
<b>Description</b>	This certification course provides learners with a foundational understanding of the Avigilon Access Control Manager (ACM) system, including topics ranging from controller and subpanel wiring, installation, initial appliance setup, and the configuration of doors. Under the guidance of an experienced technical instructor, learners will complete hands on activities and lessons on a Avigilon Access Control Manager workstation. Following the conclusion of the class, learners will complete an assessment in order to receive their certification.

## Avigilon Access Control Manager 6 Certification (Online)

<b>ID</b>	A-503-OL
<b>Duration</b>	8.5 hours
<b>Delivery</b>	Online
<b>Audience</b>	Partners Employees
<b>Prerequisites</b>	None
<b>Description</b>	This certification curriculum is for partners who are unable to attend an instructor-led Avigilon Access Control Manager certification session. This certification is comprised of three online courses that together achieve the same outcomes and cover similar content as the instructor-led offering.

## Avigilon Access Control Manager 6 Operator and Administrator Certification (Instructor-Led)

<b>ID</b>	A-504-IL
<b>Duration</b>	16.0 hours (2 days)
<b>Delivery</b>	Instructor-Led
<b>Audience</b>	End Users Employees
<b>Prerequisites</b>	None
<b>Description</b>	This course is designed to teach end users about common system configurations, hardware, and basic operation. The course is comprised of lecture and hands on exercises teaching practical applications for the system. Upon completion, students receive a certificate.

## Avigilon Access Control Manager 6 Operator and Administrator Certification (Online)

<b>ID</b>	A-504-OL
<b>Duration</b>	3.0 hours
<b>Delivery</b>	Online
<b>Audience</b>	End Users Employees
<b>Prerequisites</b>	None
<b>Description</b>	This certification curriculum overviews basic system operation. The curriculum consists of online courses covering operation and configuration. Obtain certification upon completion of these courses.

## Avigilon Unity Video 8 Certification (Online)

<b>ID</b>	A-515-OL
<b>Duration</b>	18.75 hours
<b>Delivery</b>	Online
<b>Audience</b>	Partners Employees
<b>Prerequisites</b>	None
<b>Description</b>	This option is reserved for partners unable to attend an instructor-led session. The certification curriculum is designed to overview foundational knowledge surrounding camera technologies, system architecture, network topologies, and more. It is also designed to teach installation best practices, common system configurations, as well as optimizing the system to ensure a successful implementation. It consists of several courses teaching practical applications of the Avigilon Unity Video solution. Receive certification upon successful completion of a final exam.

# Avigilon Unity Video 8 Certification (Instructor-Led)

<b>ID</b>	A-515-IL
<b>Duration</b>	25.75 hours
<b>Delivery</b>	Instructor-Led and Online
<b>Audience</b>	Partners Employees
<b>Prerequisites</b>	None
<b>Description</b>	<p>This certification curriculum consists of a 3-day instructor-led class, two online courses, and a final assessment.</p> <p>It is designed to teach installation best practices, common system configurations, as well as optimizing the system to ensure a successful implementation. The instructor-led class is comprised of lecture and hands on exercises teaching practical applications and concepts for the Avigilon Unity Video solution. The online courses overview foundational knowledge surrounding camera technologies, system architecture, network topologies, and more.</p> <p>Receive certification upon successful completion of a final exam.</p>

## Avigilon Unity Video 8 Operator and Administrator Certification (Instructor-Led)

<b>ID</b>	A-518-IL
<b>Duration</b>	16.0 hours (2 days)
<b>Delivery</b>	Instructor-Led
<b>Audience</b>	End Users Employees
<b>Prerequisites</b>	None
<b>Description</b>	This course is designed to teach end users about common system configurations for Avigilon Unity Video operation. The course is comprised of lecture and hands on exercises teaching practical applications for the Avigilon Unity Video solution. Upon completion, students will receive a certificate.

## Avigilon Unity Video 8 Operator and Administrator Certification (Online)

<b>ID</b>	A-518-OL
<b>Duration</b>	12.5 hours
<b>Delivery</b>	Online
<b>Audience</b>	End Users Employees
<b>Prerequisites</b>	None
<b>Description</b>	This certification curriculum is for end users who need to learn how to monitor, operate, and administer the software.

## Avigilon Unity Video 8 Recertification (Online)

<b>ID</b>	A-516-OL
<b>Duration</b>	2.0 hours
<b>Delivery</b>	Online
<b>Audience</b>	Partners Employees
<b>Prerequisites</b>	Avigilon Control Center 7 Certification exam (in any language), or ACC 7 Re-Certification
<b>Description</b>	This recertification curriculum overviews the new features that come with the Avigilon Unity Video solution release. For partners that currently hold ACC 7 certification and want to upgrade to Avigilon Unity Video 8 certification, complete this re-certification course and pass the accompanying assessment. After completing the course and passing the assessment, you will be re-certified with Avigilon Unity Video 8 certification. <b>Note: This re-certification course is available to partners until April 2024.</b>

## Avigilon Decision Management System Certification (Online)

<b>ID</b>	A-513-OL
<b>Duration</b>	3.0 hours
<b>Delivery</b>	Online
<b>Audience</b>	Partners Employees
<b>Prerequisites</b>	None
<b>Description</b>	This certification is for installers and integrators who need to know the general details of how to configure and operate the Avigilon Decision Management System (DMS). It provides a foundational overview of topics related to the configuration and operation of the platform. Upon completion of the course, take the exam to receive certification.

# Avigilon Foundations Courses

## Avigilon Foundations

<b>ID</b>	A-124
<b>Duration</b>	1.0 hours
<b>Delivery</b>	Online
<b>Audience</b>	End Users Partners Employees
<b>Prerequisites</b>	None
<b>Description</b>	This course provides foundational information on Avigilon products and technologies. It also overviews how all these products and technologies work together to create an end-to-end solution. This course is designed for those who are new to Avigilon or those who need foundational information about Avigilon and its products. Topics include an overview of Avigilon, Avigilon products, and system architecture.



# Avigilon Unity (ACC) Video Surveillance Courses

## Avigilon Unity Video 8 Operator I

<b>ID</b>	A-241
<b>Duration</b>	4.5 hours
<b>Delivery</b>	Online
<b>Audience</b>	Partners End Users Employees
<b>Prerequisites</b>	None
<b>Description</b>	This course is designed for learners who need to know how to operate the Avigilon Unity Video system at a basic level. In this course, you will obtain the knowledge necessary to monitor a site, including viewing live and recorded video, viewing alarms, performing basic searches and exports, and more.

## Avigilon Unity Video 8 Operator II

<b>ID</b>	A-242
<b>Duration</b>	1.5 hours
<b>Delivery</b>	Online
<b>Audience</b>	Partners End Users Employees
<b>Prerequisites</b>	None
<b>Description</b>	This course is designed for learners who need to know how to operate the Avigilon Unity Video system at an advanced level. In this course, you will obtain the knowledge necessary to monitor a site, including sharing a view, streaming video on Virtual Matrix monitors, operating Pan-Tilt-Zoom (PTZ) controls, performing advanced searches, and more.

## Avigilon Unity Video 8 Administrator I

<b>ID</b>	A-239
<b>Duration</b>	3.5 hours
<b>Delivery</b>	Online
<b>Audience</b>	Partners End Users Employees
<b>Prerequisites</b>	None
<b>Description</b>	This course is designed for learners who need to know how to administer the Avigilon Unity Video system at a basic level. In this course, you will obtain the knowledge necessary to both install and administer the system, including installing the software, managing licenses, configuring devices and storage management, and more.

## Avigilon Unity Video 8 Administrator II

<b>ID</b>	A-240
<b>Duration</b>	3.5 hours
<b>Delivery</b>	Online
<b>Audience</b>	Partners End Users Employees
<b>Prerequisites</b>	None
<b>Description</b>	This course is designed for learners who need to know how to administer the Avigilon Unity Video system at an advanced level. In this course, you will obtain the knowledge necessary to administer the system, including configuring rules and alarms, manage users for Unity sites and sites that haven't been upgraded, configure watch lists, and more.

## Avigilon Unity Video 8 Features

<b>ID</b>	A-243
<b>Duration</b>	1.5 hours
<b>Delivery</b>	Online
<b>Audience</b>	Partners Employees
<b>Prerequisites</b>	None
<b>Description</b>	<p>This recertification course overviews the new features that come with the Avigilon Unity Video solution release. For partners that currently hold ACC 7 certification and want to upgrade to Avigilon Unity Video 8 certification, complete this re-certification course and pass the accompanying assessment. After completing this course and passing the assessment, you will be re-certified with Avigilon Unity Video 8 certification.</p> <p><b>Note: This re-certification course is available to partners until April 2024.</b></p>

## Avigilon Control Center Video Analytics

<b>ID</b>	A-117
<b>Duration</b>	2.5 hours
<b>Delivery</b>	Online
<b>Audience</b>	Partners End Users Employees
<b>Prerequisites</b>	None
<b>Description</b>	Learn to configure video analytics features using Avigilon Control Center software. Completing this course will give you an in-depth understanding of video analytics, including the knowledge necessary to set up and configure video analytics in the software. Topics include setting up basic and advanced configurations, positioning cameras for video analytics, configuring motion detection and more.

## Avigilon Control Center Unification

<b>ID</b>	A-102
<b>Duration</b>	1.5 hours
<b>Delivery</b>	Online
<b>Audience</b>	Partners Employees
<b>Prerequisites</b>	Avigilon Control Center Administrator (A-103)
<b>Description</b>	This course provides an introduction and overview of the unification between ACC software and the Motorola Access Control Manager system. It is designed for learners who already have a solid understanding of both ACC software and the access control system from installation to operation, who need to know how to set up the integration at a basic level.

# Avigilon Unity Video Network Technologies

<b>ID</b>	A-235
<b>Duration</b>	1.0 hours
<b>Delivery</b>	Online
<b>Audience</b>	Partners Employees
<b>Prerequisites</b>	None
<b>Description</b>	This course introduces the concepts of compression technologies and High Definition Stream Management (HDSM). It also overviews Avigilon's system architecture and various system topologies.

## Avigilon Unity Video Hardware and Installation

<b>ID</b>	A-236
<b>Duration</b>	0.75 hours
<b>Delivery</b>	Online
<b>Audience</b>	Partners Employees
<b>Prerequisites</b>	None
<b>Description</b>	This course overviews various Avigilon hardware products such as network video recorders (NVRs) and Avigilon cameras. It also overviews how to read Avigilon product numbers, what resources you can use to identify ONVIF compliant cameras, and how to install and mount an Avigilon camera.

## Avigilon Control Center and Sureview Integration

<b>ID</b>	A-116
<b>Duration</b>	0.5 hours
<b>Delivery</b>	Online
<b>Audience</b>	Partners Employees
<b>Prerequisites</b>	Avigilon Unity Video 8 Administrator I (A-239), Avigilon Unity Video 8 Administrator II (A-240)
<b>Description</b>	This course overviews configuring live video and events that can be viewed and managed in the Immix remote monitoring software, requirements of the software, and the integration setup of both software clients. This course requires the learner have a familiar administrative understanding of Avigilon Unity Video Client (ACC) software. This information is required to perform tasks such as setting up a site or configuring video analytic alarms. Learners must complete the mandatory prerequisite prior to continuing with this course.

## Avigilon Control Center and CCURE Integration

<b>ID</b>	A-105
<b>Duration</b>	0.5 hours
<b>Delivery</b>	Online
<b>Audience</b>	Partners Employees
<b>Prerequisites</b>	None
<b>Description</b>	This course introduces the Avigilon Control Center and CCURE integration, including installing and configuring the integration in both systems.

## Avigilon Control Center and Lenel OnGuard Integration Setup

<b>ID</b>	A-113
<b>Duration</b>	1.0 hours
<b>Delivery</b>	Online
<b>Audience</b>	Partners Employees
<b>Prerequisites</b>	None
<b>Description</b>	This course overviews the requirements for the integration and how to set up the integration in both software programs.

## Avigilon Control Center and Radio Alert Integration

<b>ID</b>	A-115
<b>Duration</b>	0.5 hours
<b>Delivery</b>	Online
<b>Audience</b>	Partners Employees
<b>Prerequisites</b>	Avigilon Unity Video 8 Administrator I (A-239), Avigilon Unity Video 8 Administrator II (A-240)
<b>Description</b>	This course overviews the requirements for this integration and shows you how to set up the integration in both software clients. You must have basic familiarity with Avigilon Unity Video Client (ACC) software. This information is necessary to perform certain tasks in the software. Learners require training to an administrative level in the software and must take the applicable training prior to continuing with this course.

## Avigilon Control Center and Presence Detector Device

<b>ID</b>	A-104
<b>Duration</b>	0.5 hours
<b>Delivery</b>	Online
<b>Audience</b>	Partners End Users Employees
<b>Prerequisites</b>	None
<b>Description</b>	This course is designed for learners who need to know how to install, configure, and use the Avigilon Presence Detector (APD) device. This course describes how to install, connect, configure, and use the device within the context of Avigilon Control Center software. Note that this course assumes you have administrative knowledge of the software.

## Avigilon Unity Video 8 (Instructor-Led)

<b>ID</b>	A-521
<b>Duration</b>	24.0 hours (3 days)
<b>Delivery</b>	Instructor-Led
<b>Audience</b>	Partners Employees
<b>Prerequisites</b>	None
<b>Description</b>	This course is designed to teach installation best practices, common system configurations, as well as optimizing the system to ensure a successful implementation. The course is comprised of lecture and hands on exercises teaching practical applications for the Avigilon Unity Video solution.



## Avigilon Unity Video 8 Certification Exam (English)

<b>ID</b>	A-520
<b>Duration</b>	0.5 hours
<b>Delivery</b>	Online
<b>Audience</b>	Partners Employees
<b>Prerequisites</b>	Avigilon Unity Video 8 Certification (Online) (A-515-OL) or Avigilon Unity Video 8 Certification (Instructor-Led) (A-515-IL) or Avigilon Unity Video 8 Recertification (Online) (A-516-OL)
<b>Description</b>	Obtain your certification by taking this exam. The assessment contains 20 questions. Correctly answer 16 questions to pass the assessment.

## Avigilon Unity Video 8 Certification Exam (Spanish)

<b>ID</b>	A-520
<b>Duration</b>	0.5 hours
<b>Delivery</b>	Online
<b>Audience</b>	Partners Employees
<b>Prerequisites</b>	Avigilon Unity Video 8 Certification (Online) (A-515-OL) or Avigilon Unity Video 8 Certification (Instructor-Led) (A-515-IL) or Avigilon Unity Video 8 Recertification (Online) (A-516-OL)
<b>Description</b>	Obtain your certification by taking this exam. The assessment contains 20 questions. Correctly answer 16 questions to pass the assessment.

# Avigilon Unity (ACM) Access Control Courses

## Avigilon Access Control Manager Operation

<b>ID</b>	A-202
<b>Duration</b>	0.75 hours
<b>Delivery</b>	Online
<b>Audience</b>	Partners End Users Employees
<b>Prerequisites</b>	None
<b>Description</b>	This course is designed for administering operators who need to understand the basics of how to operate an ACM system. Topics include identity management, system monitoring, and system maintenance.

## Avigilon Access Control Manager Configuration

<b>ID</b>	A-204
<b>Duration</b>	4.0 hours
<b>Delivery</b>	Online
<b>Audience</b>	End Users Partners Employees
<b>Prerequisites</b>	None
<b>Description</b>	This course provides administrators with the necessary technical knowledge for configuring the system. Topics include template configuration, schedules and holidays, user management, security features, and global actions.

## Avigilon Access Control Manager Installation

<b>ID</b>	A-203
<b>Duration</b>	1.5 hours
<b>Delivery</b>	Online
<b>Audience</b>	Partners Employees
<b>Prerequisites</b>	None
<b>Description</b>	This course provides a foundational understanding of the ACM system. It is designed for installers who need to understand the basics of installing hardware for the system. Topics include an introduction to basic system architecture, initial setup, and panel configuration.

## Avigilon Access Control Manager 6 Certification Exam (English)

<b>ID</b>	A-505
<b>Duration</b>	1.0 hours
<b>Delivery</b>	Online
<b>Audience</b>	Partners Employees
<b>Prerequisites</b>	Avigilon Access Control Manager 6 Certification (Online) (A-503-OL), or Avigilon Access Control Manager 6 Certification (Instructor-Led) (A-503-IL)
<b>Description</b>	Obtain your certification by taking this exam. The assessment consists of 5 scenario-based modules in a simulated ACM environment. You may challenge the exam without completing the online certification. However, you have one attempt to pass this exam. Upon failure, you must register for an instructor-led session to obtain certification.

## Avigilon Access Control Manager 6 Certification Exam (Spanish)

<b>ID</b>	A-505
<b>Duration</b>	1.0 hours
<b>Delivery</b>	Online
<b>Audience</b>	Partners Employees
<b>Prerequisites</b>	Avigilon Access Control Manager 6 Certification (Online) (A-503-OL), or Avigilon Access Control Manager 6 Certification (Instructor-Led) (A-503-IL)
<b>Description</b>	Obtain your certification by taking this exam. The assessment consists of 5 scenario-based modules in a simulated ACM environment. You may challenge the exam without completing the online certification. However, you have one attempt to pass this exam. Upon failure, you must register for an instructor-led session to obtain certification.

# Avigilon Access Control Manager Developer Learning Path

<b>ID</b>	A-705
<b>Duration</b>	5.0 hours
<b>Delivery</b>	Online
<b>Audience</b>	Partners
<b>Prerequisites</b>	None
<b>Description</b>	This learning path is intended for third-party developers using Avigilon's development tools to integrate their product with Access Control Manager (ACM) system. It contains a selection of online courses to help gain a foundational understanding of the ACM system and features commonly involved in ACM integrations.

# Avigilon Alta (Ava) Video Surveillance Courses

## Avigilon Alta (Ava) Aware Software Configuration and Operation

<b>ID</b>	A-221
<b>Duration</b>	3.5 hours
<b>Delivery</b>	Online
<b>Audience</b>	Partners Employees End Users
<b>Prerequisites</b>	None
<b>Description</b>	This course is for installers and integrators who need to know the general details of how to claim a Cloud Connector and operate Alta Aware software. It provides a foundational overview of topics related to the configuration and operation of the software.

## Avigilon Alta (Ava) Deployment Management Portal Operation

<b>ID</b>	A-222
<b>Duration</b>	0.5 hours
<b>Delivery</b>	Online
<b>Audience</b>	Partners Employees
<b>Prerequisites</b>	None
<b>Description</b>	This course is for installers and integrators who need to know the general details of how to manage the Deployment Management Portal (DMP). It provides a foundational overview of topics related to the configuration and operation of DMP.

## Avigilon Alta (Ava) Aware Sales Essentials

<b>ID</b>	A-506
<b>Duration</b>	1.5 hours
<b>Delivery</b>	Online
<b>Audience</b>	Partners Employees
<b>Prerequisites</b>	None
<b>Description</b>	This course overviews Avigilon Alta Aware security solutions, differentiators, and product features to help customers expedite their path to cloud video security.

# Avigilon Alta (Ava) Aware Certification Exam

<b>ID</b>	A-511
<b>Duration</b>	0.5 hours
<b>Delivery</b>	Online
<b>Audience</b>	Partners Employees
<b>Prerequisites</b>	Avigilon Alta (Ava) Aware Certification (Online) (A-510-OL)
<b>Description</b>	Obtain your certification by taking this exam. The assessment contains 20 questions. Correctly answer 16 questions to pass the assessment.



# Avigilon Alta (Openpath) Access Control Courses

## Avigilon Alta (Openpath) Control Center Installation and Configuration

<b>ID</b>	A-216
<b>Duration</b>	5.0 hours
<b>Delivery</b>	Online
<b>Audience</b>	Partners Employees
<b>Prerequisites</b>	None
<b>Description</b>	This course is for installers and integrators who need to know the general details of how to install an Avigilon Alta (Openpath) Control Center system. It provides a foundational overview of topics related to installation, configuration, and operation of the system.

## Avigilon Alta (Openpath) Control Center Operation

<b>ID</b>	A-233
<b>Duration</b>	1.0 hours
<b>Delivery</b>	Online
<b>Audience</b>	End Users Partners Employees
<b>Prerequisites</b>	None
<b>Description</b>	This course is for operators and end users who need to know the general details of how to operate the system. It provides a foundational overview of topics related to operation such as the dashboard, reports, alarms, and more.

## Avigilon Alta (Openpath) Control Center Cybersecurity

<b>ID</b>	A-213
<b>Duration</b>	0.5 hours
<b>Delivery</b>	Online
<b>Audience</b>	Partners Employees
<b>Prerequisites</b>	None
<b>Description</b>	This course gives an overview of how the Avigilon Alta Control Center system maintains security and privacy.

## Avigilon Alta (Openpath) Control Center Integration with Allegion Wireless Locks

<b>ID</b>	A-225
<b>Duration</b>	1.0 hours
<b>Delivery</b>	Online
<b>Audience</b>	Partners Employees
<b>Prerequisites</b>	None
<b>Description</b>	This course introduces the Allegion wireless lock integration. It also provides an installation and provisioning demonstration.

## Avigilon Alta (Openpath) Control Center Elevator Best Practices

<b>ID</b>	A-212
<b>Duration</b>	1.0 hours
<b>Delivery</b>	Online
<b>Audience</b>	Partners Employees
<b>Prerequisites</b>	None
<b>Description</b>	This course discusses best practices for traditional button technology, touchless technology, and destination dispatch.

# Avigilon Alta (Openpath) Control Center Certification Exam

<b>ID</b>	A-508
<b>Duration</b>	0.5 hours
<b>Delivery</b>	Online
<b>Audience</b>	Partners Employees
<b>Prerequisites</b>	Avigilon Alta (Openpath) Control Center Installation and Configuration (A-216)
<b>Description</b>	Obtain your certification by taking this exam. The assessment contains 20 questions. Correctly answer 16 questions to pass the assessment.

# Avigilon Concealed Weapons Detection System (Evolv) Courses

## Avigilon CWD Integration

<b>ID</b>	A-135
<b>Duration</b>	0.5 hours
<b>Delivery</b>	Online
<b>Audience</b>	Partners Employees
<b>Prerequisites</b>	Avigilon CWD Installer (A-136) Avigilon CWD Operator (A-137)
<b>Description</b>	This course overviews the steps involved to connect and configure Avigilon Control Center software with the Evolv Express system to create the complete system. You must take the Avigilon CWD Operator and Avigilon CWD Installer courses prior to taking this course.

## Avigilon CWD Update 6.0

<b>ID</b>	A-217
<b>Duration</b>	0.5 hours
<b>Delivery</b>	Online
<b>Audience</b>	Partners Employees
<b>Prerequisites</b>	None
<b>Description</b>	This course covers all hardware and software updates to the Evolv Express system. This course does not replace the Operator or Administrator courses. Learners familiar with the operation of the system can update their knowledge with this course.

## Avigilon CWD Installer

<b>ID</b>	A-136
<b>Duration</b>	1.0 hours
<b>Delivery</b>	Online
<b>Audience</b>	Partners Employees
<b>Prerequisites</b>	Avigilon CWD Operator (A-137)
<b>Description</b>	This course provides an overview of the considerations, precautions, and steps required to install the hardware components (such as its Transmit tower, Receive towers, and Flow Control tablets). It also overviews the steps involved to configure the system from the Flow Control tablet under administrative privileges and the detection testing process.

## Avigilon CWD Operator

<b>ID</b>	A-137
<b>Duration</b>	1.0 hours
<b>Delivery</b>	Online
<b>Audience</b>	Partners End Users Employees
<b>Prerequisites</b>	None
<b>Description</b>	This course introduces the Concealed Weapons Detection system and its functionalities, technology, and the fundamentals of its operation. It also includes system boot-up, shutdown and running diagnostics sequences, basic system configurations, tablet modes, functions and setup (for operators), addressing and dismissing various types of alerts, and practices for resolving system issues.

## Avigilon CWD Break/Fix

<b>ID</b>	A-210
<b>Duration</b>	0.5 hours
<b>Delivery</b>	Online
<b>Audience</b>	Partners Employees
<b>Prerequisites</b>	None
<b>Description</b>	This course provides an overview of the foundational subsystems between the Transmit and Receive towers, the hardware components found in each, how they communicate, where they may suffer errors, and the potential steps required to resolve them.

## Avigilon CWD User Interface 7.0

<b>ID</b>	A-250
<b>Duration</b>	0.75 hours
<b>Delivery</b>	Online
<b>Audience</b>	Partners Employees
<b>Prerequisites</b>	None
<b>Description</b>	This course covers all software updates to the Evolv Express system. This course does not replace the Operator or Administrator courses. Learners familiar with the operation of the system can update their knowledge with this course.

## Avigilon CWD Learning Path

<b>ID</b>	A-509
<b>Duration</b>	3.5 hours
<b>Delivery</b>	Online
<b>Audience</b>	Partners Employees
<b>Prerequisites</b>	None
<b>Description</b>	This learning path comprises of all the Avigilon Concealed Weapons Detection (CWD) courses.



# Avigilon Decision Management System (Compass) Courses

## Avigilon Decision Management System Configuration

<b>ID</b>	A-223
<b>Duration</b>	1.5 hours
<b>Delivery</b>	Online
<b>Audience</b>	Partners Employees
<b>Prerequisites</b>	None
<b>Description</b>	This course is for installers and integrators who need to know the general details of how to configure Avigilon's Decision Management System. It provides a foundational overview of topics related to the workflows and configuration of the platform.

# Avigilon Decision Management System Operation

<b>ID</b>	A-224
<b>Duration</b>	1.0 hours
<b>Delivery</b>	Online
<b>Audience</b>	Partners Employees
<b>Prerequisites</b>	None
<b>Description</b>	This course is for installers and integrators who need to know the general details of how to operate Avigilon's Decision Management System. It provides a foundational overview of topics related to the workflows and operation of the platform.

# Avigilon Decision Management System Certification Exam

<b>ID</b>	A-512
<b>Duration</b>	0.5 hours
<b>Delivery</b>	Online
<b>Audience</b>	Partners Employees
<b>Prerequisites</b>	Avigilon Decision Management System Certification (Online) (A-513-OL)
<b>Description</b>	Obtain your certification by taking this exam. The assessment contains 20 questions. Correctly answer 16 questions to pass the assessment.

# Avigilon Hardware, Tools, and Devices Courses

## Avigilon Artificial Intelligence (AI) Appliance

<b>ID</b>	A-120
<b>Duration</b>	0.5 hours
<b>Delivery</b>	Online
<b>Audience</b>	Partners Employees
<b>Prerequisites</b>	None
<b>Description</b>	This course overviews the AI appliance and shows the procedure for installing it. It also overviews some configuration procedures in the appliance web browser.

## Avigilon Body-Worn Camera / VideoManager Integration

<b>ID</b>	A-121
<b>Duration</b>	0.5 hours
<b>Delivery</b>	Online
<b>Audience</b>	Partners Employees
<b>Prerequisites</b>	None
<b>Description</b>	This course overviews VideoManager configuration and the Avigilon Control Center software integration for Avigilon Body-Worn cameras.

## Avigilon Control Center Edge Solution (ES) Analytics Appliance

<b>ID</b>	A-108
<b>Duration</b>	1.0 hours
<b>Delivery</b>	Online
<b>Audience</b>	Partners Employees
<b>Prerequisites</b>	None
<b>Description</b>	This course overviews key external features, installation and configuration procedures, and adjusting and managing the appliance PoE budget.

## Avigilon HD NVR-4 Premium FIPS Series

<b>ID</b>	A-133
<b>Duration</b>	1.0 hours
<b>Delivery</b>	Online
<b>Audience</b>	Partners Employees
<b>Prerequisites</b>	None
<b>Description</b>	This training provides security measures and best practices to help secure your security system against cyber-attacks.

## Avigilon HD NVR-4 Premium Installation, Configuration, and Replacement

<b>ID</b>	A-126
<b>Duration</b>	0.5 hours
<b>Delivery</b>	Online
<b>Audience</b>	Partners Employees
<b>Prerequisites</b>	None
<b>Description</b>	The course is designed for those who need to know how to install, configure, and replace hard drives on the NVR-4 Premium appliance.

## Avigilon USB WiFi Adapter System

<b>ID</b>	A-134
<b>Duration</b>	0.5 hours
<b>Delivery</b>	Online
<b>Audience</b>	Partners Employees
<b>Prerequisites</b>	None
<b>Description</b>	This course overviews the features, installation, and configuration procedures for the Avigilon USB WiFi Adapter System.

## Avigilon HDVA (3rd Generation) Getting Started

<b>ID</b>	A-130
<b>Duration</b>	0.5 hours
<b>Delivery</b>	Online
<b>Audience</b>	Partners Employees
<b>Prerequisites</b>	None
<b>Description</b>	The course overviews installation and networking procedures for the Avigilon HD Video Appliance (3rd Generation).

# Avigilon Sales and Support Courses

## Avigilon New Hire Onboarding

<b>ID</b>	A-176
<b>Duration</b>	1.0 hours
<b>Delivery</b>	Online
<b>Audience</b>	Employees
<b>Prerequisites</b>	None
<b>Description</b>	This course is designed for new Avigilon employees. In this course, you will learn basic information about the various departments at Avigilon. You will learn how to contact these departments, how the department can help you with your daily tasks, and more.

## Avigilon Introduction to the eCommerce Platform

<b>ID</b>	A-131
<b>Duration</b>	1.0 hours
<b>Delivery</b>	Online
<b>Audience</b>	Partners Employees
<b>Prerequisites</b>	None
<b>Description</b>	The course overviews essential information regarding the navigation and operation of Avigilon's eCommerce platform.

## Avigilon Processes of the eCommerce Platform

<b>ID</b>	A-194
<b>Duration</b>	1.0 hours
<b>Delivery</b>	Online
<b>Audience</b>	Partners Employees
<b>Prerequisites</b>	None
<b>Description</b>	This course is intended for Avigilon employees. It encompasses essential information regarding the internal view of Avigilon's eCommerce platform. Each chapter addresses the navigation, operation, and management procedures specific to a different department within the organization.



## Avigilon Selling Against Axis

<b>ID</b>	A-178
<b>Duration</b>	1.0 hours
<b>Delivery</b>	Online
<b>Audience</b>	Partners Employees
<b>Prerequisites</b>	None
<b>Description</b>	This course overviews strategies and tactics to sell Avigilon products against Axis products and against the competition.

## Avigilon Selling Against Low-Cost Competition

<b>ID</b>	A-139
<b>Duration</b>	1.0 hours
<b>Delivery</b>	Online
<b>Audience</b>	Partners Employees
<b>Prerequisites</b>	None
<b>Description</b>	Although intended for Avigilon sales employees, partners can also benefit from this course. You will gain a detailed understanding of how to sell Avigilon products against products of low-cost competitors. In this course, you will learn about the different strategies of selling against low-cost competitors. This includes how to proactively drive Avigilon through partners or stakeholders, how to understand the total cost of ownership and how to sell the benefits of Avigilon products and services against competition.

## Avigilon Selling Explosion-Protected Cameras

<b>ID</b>	A-183
<b>Duration</b>	1.0 hours
<b>Delivery</b>	Online
<b>Audience</b>	Partners Employees
<b>Prerequisites</b>	None
<b>Description</b>	This course overviews the installation environment, key features, and product markings of Avigilon's explosion-protected cameras.

## Avigilon Selling in the Education Vertical

<b>ID</b>	A-181
<b>Duration</b>	1.0 hours
<b>Delivery</b>	Online
<b>Audience</b>	Employees
<b>Prerequisites</b>	None
<b>Description</b>	This course is designed to help Sales employees sell Avigilon's solutions within the education vertical. Through a series of case studies, it explores the challenges and approaches specific to selling within this vertical. The intention of this course is to provide guidance for selling within this vertical; the content provided is not meant to be a prescriptive solution.

## Avigilon Selling in the Healthcare Vertical

<b>ID</b>	A-182
<b>Duration</b>	1.0 hours
<b>Delivery</b>	Online
<b>Audience</b>	Employees
<b>Prerequisites</b>	None
<b>Description</b>	This course is designed to help Sales employees sell Avigilon's solutions within the healthcare vertical. Through a series of case studies, it explores the challenges and approaches specific to selling within this vertical. The intention of this course is to provide guidance for selling within this vertical; the content provided is not meant to be a prescriptive solution.

## Avigilon Software Localization Processes and Best Practices

<b>ID</b>	A-195
<b>Duration</b>	1.0 hours
<b>Delivery</b>	Online
<b>Audience</b>	Employees
<b>Prerequisites</b>	None
<b>Description</b>	This course is intended for new software developers at Avigilon. However, new software developers in the wider organization would also benefit from the content. This course overviews why considering localization during the software development process is important, how localization fits into the software development process, actions required to streamline localization and why these actions are important, best practices for localization, and more.

# Avigilon Sales Onboarding Learning Path

<b>ID</b>	A-707
<b>Duration</b>	1.0 hours
<b>Delivery</b>	Online
<b>Audience</b>	Employees
<b>Prerequisites</b>	None
<b>Description</b>	This course is designed for new Avigilon Sales employees. In this course, you will learn basic sales information to help you succeed in your new role. You will learn how to order demo gear, design a site, configure test shots, and complete relevant product and sales training.

# Avigilon Camera Videos

ID	Title	Duration
<b>Avigilon Corner Cameras</b>		
A-171	Avigilon H5A Corner Camera Overview	4 min
A-199	Avigilon H5A Corner Camera Conduit Box	5 min
A-206	Avigilon H5A Corner Camera Installation	11 min
<b>Avigilon Box Cameras</b>		
A-170	Avigilon H5A Box Camera Overview	2 min
<b>Avigilon Dome Cameras</b>		
A-172	Avigilon H5A Dome Camera Overview	4 min
<b>Avigilon Dual Head Cameras</b>		
A-154	Avigilon H5 Dual Head Camera Aiming Considerations	1 min
A-155	Avigilon H5 Dual Head Camera Installation	6 min

A-156	Avigilon H5 Dual Head Camera Overview	3 min
A-157	Avigilon H5 Dual Head Camera Resetting Procedure	1 min
<b>Avigilon ES Cameras</b>		
A-149	Avigilon H4 ES Camera Advanced Settings and Configurations	4 min
A-150	Avigilon H4 ES Camera Introduction and Architecture	3 min
A-151	Avigilon H4 ES Camera Settings and Configuration	5 min
<b>Avigilon Fisheye Cameras</b>		
A-152	Avigilon H4 Fisheye Camera Installation	7 min
A-158	Avigilon H5 Fisheye Camera Installation	4 min
A-159	Avigilon H5 Fisheye Camera Overview	3 min
<b>Avigilon Mini Dome Cameras</b>		
A-160	Avigilon H5 Mini Dome Camera Assigning an IP Address	2 min
A-161	Avigilon H5 Mini Dome Camera Configuration	1 min
A-162	Avigilon H5 Mini Dome Camera Disassembling Procedure	2 min
A-163	Avigilon H5 Mini Dome Camera Installation	5 min
A-164	Avigilon H5 Mini Dome Camera Resetting Procedure	1 min
A-165	Avigilon H5 Mini Dome Camera Initialization Procedure	2 min
A-207	Avigilon H6 Mini Dome Camera Overview	5 min
A-209	Avigilon H6 Mini Dome Camera Installation	5 min
<b>Avigilon Modular Cameras</b>		
A-197	Avigilon H5A Modular Camera Overview	7 min
A-198	Avigilon H5A Modular Camera Installation	10 min
<b>Avigilon Multisensor Cameras</b>		
A-153	Avigilon H4A Multisensor Camera Overview	5 min
A-232	Avigilon H5A Multisensor Camera Overview	6 min

A-234	Avigilon H5A Multisensor Camera Installation	13 min
<b>Avigilon Pro Cameras</b>		
A-166	Avigilon H5 Pro Camera Additional Information	6 min
A-167	Avigilon H5 Pro Camera Initialization Procedure	2 min
A-168	Avigilon H5 Pro Camera Installation	5 min
A-169	Avigilon H5 Pro Camera Overview	3 min
<b>Avigilon PTZ Cameras</b>		
A-200	Avigilon H5A IR PTZ Camera Overview	4 min
A-201	Avigilon H5A IR PTZ Camera Installation	13 min
<b>Avigilon Rugged PTZ Camera</b>		
A-208	Avigilon H5A Rugged PTZ Camera Overview	5 min
<b>Avigilon SL Cameras</b>		
A-226	Avigilon H6SL Bullet Camera Installation	6 min
A-227	Avigilon H6SL Bullet Camera Overview	3 min
A-228	Avigilon H6SL Dome Camera Overview	5 min
A-229	Avigilon H6SL Dome Camera Installation	8 min
<b>Avigilon Thermal Cameras</b>		
A-148	Avigilon H4/H5 Thermal Camera Installation	12 min
A-230	Avigilon H5A Thermal Camera Installation	6 min
A-231	Avigilon H5A Thermal Camera Overview	3 min
<b>Avigilon Video Intercoms</b>		
A-175	Avigilon Video Intercom Installation	6 min
<b>Avigilon General Camera Considerations</b>		
A-144	Avigilon ARP Ping Method	1 min
A-145	Avigilon Assigning an IP Address	1 min

A-146	Avigilon Cabling General Considerations	2 min
A-147	Avigilon Camera Connection LED Indicators	1 min
A-173	Avigilon Initializing the Camera Username and Password	2 min
A-174	Avigilon Mounting a Camera	3 min
A-238	Video Intercom Reader Pro	8 min





**General VS&A**

# Allegion Wireless Locks Courses

## Allegion Wireless Locks Value Proposition

<b>ID</b>	G-127
<b>Duration</b>	0.5 hours
<b>Delivery</b>	Online
<b>Audience</b>	Partners Employees
<b>Prerequisites</b>	None
<b>Description</b>	This course discusses the key features of Engage technology, Schlage ND Series cylindrical locks, and Schlage L Series mortise locks. It also discusses the value these products bring.

## Allegion Installing Wireless Locks

<b>ID</b>	G-129
<b>Duration</b>	0.5 hours
<b>Delivery</b>	Online
<b>Audience</b>	Partners Employees
<b>Prerequisites</b>	None
<b>Description</b>	This course overviews the installation and setup for Allegion wireless locks.

## Allegion Introduction to Wireless Locks

<b>ID</b>	G-128
<b>Duration</b>	0.5 hours
<b>Delivery</b>	Online
<b>Audience</b>	Partners Employees
<b>Prerequisites</b>	None
<b>Description</b>	This course provides foundational knowledge on wireless locks and gives an introduction to door hardware.

# General VS&A Industry Knowledge Courses

## Audio in Video Surveillance Applications

<b>ID</b>	G-100
<b>Duration</b>	0.5 hours
<b>Delivery</b>	Online
<b>Audience</b>	Partners End Users Employees
<b>Prerequisites</b>	None
<b>Description</b>	This course is intended for learners who want to know more about the video security industry and its technologies. This course describes basic audio practices in video surveillance, advantages of adding audio to an existing IP video surveillance system, ideal microphone placement, audio products, cabling requirements, and troubleshooting audio systems.

# Cable Basics

<b>ID</b>	G-101
<b>Duration</b>	1.0 hours
<b>Delivery</b>	Online
<b>Audience</b>	Partners End Users Employees
<b>Prerequisites</b>	None
<b>Description</b>	This course overviews the basics of video transmission methods such as fiber optics cabling, coaxial cabling, and UTP cabling.

# Cybersecurity for Video Security

<b>ID</b>	G-102
<b>Duration</b>	0.5 hours
<b>Delivery</b>	Online
<b>Audience</b>	Partners End Users Employees
<b>Prerequisites</b>	None
<b>Description</b>	This course contains useful information that helps learners identify best practices for strengthening their protocols and safeguarding against vulnerabilities. It discusses critical processes and technical measures organizations can employ for safeguarding video surveillance systems against cyber threats and incidents.

# Introduction to IP Networks

<b>ID</b>	G-103
<b>Duration</b>	1.0 hours
<b>Delivery</b>	Online
<b>Audience</b>	Partners End Users Employees
<b>Prerequisites</b>	None
<b>Description</b>	This course introduces the functions of networks, network terminology, and basic concepts related to network video traffic and IT industry network standards. Other topics include IP and MAC addressing, routing protocols and bandwidth considerations, network switches and routers, and VLANs and multicasting.

# Introduction to Multicast

<b>ID</b>	G-104
<b>Duration</b>	0.5 hours
<b>Delivery</b>	Online
<b>Audience</b>	Partners End Users Employees
<b>Prerequisites</b>	None
<b>Description</b>	This course introduces the fundamentals of unicast, broadcast, and multicast, describes why multicast is the preferred delivery method for IP video networking, and describes common multicast issues and solutions.

# Introduction to Video Surveillance Systems

<b>ID</b>	G-105
<b>Duration</b>	1.0 hours
<b>Delivery</b>	Online
<b>Audience</b>	Partners End Users Employees
<b>Prerequisites</b>	None
<b>Description</b>	This course overviews how video security systems solve some of today's key business problems, how the video security industry has evolved, and key safety and security issues most of our customers face with their business.

## IP Camera Basics

<b>ID</b>	G-106
<b>Duration</b>	1.0 hours
<b>Delivery</b>	Online
<b>Audience</b>	Partners End Users Employees
<b>Prerequisites</b>	None
<b>Description</b>	This course is intended for learners who are new to the video security industry and its technologies. This course introduces the fundamentals of IP cameras, basic technology in IP video cameras, camera lenses and iris control, scene illumination and its effect on image quality, video compression formats and their benefits, and the various types of cameras used in video security deployments.

# IP Camera Troubleshooting

<b>ID</b>	G-107
<b>Duration</b>	1.0 hours
<b>Delivery</b>	Online
<b>Audience</b>	Partners End Users Employees
<b>Prerequisites</b>	None
<b>Description</b>	This course overviews useful information that helps learners identify common IP camera issues and possible solutions, troubleshooting guidelines, and best practices to consider when installing and maintaining an IP camera system.

# IPv6 Overview

<b>ID</b>	G-108
<b>Duration</b>	0.5 hours
<b>Delivery</b>	Online
<b>Audience</b>	Partners End Users Employees
<b>Prerequisites</b>	None
<b>Description</b>	This course overviews the changes in Internet addressing and the migration from IPv4 to IPv6 protocol, header structure, networks and subnets, interfaces, and IPv6 packets.



## Lens Basics

<b>ID</b>	G-109
<b>Duration</b>	0.5 hours
<b>Delivery</b>	Online
<b>Audience</b>	Partners End Users Employees
<b>Prerequisites</b>	None
<b>Description</b>	This course overviews the basics of camera lenses, types of iris, lens settings, lens formats, and camera lens compatibility.

## Megapixel Technology Basics

<b>ID</b>	G-110
<b>Duration</b>	0.5 hours
<b>Delivery</b>	Online
<b>Audience</b>	Partners End Users Employees
<b>Prerequisites</b>	None
<b>Description</b>	This course overviews megapixel technology, basic camera components and requirements, and factors to consider when before buying megapixel cameras.

## ONVIF Overview

<b>ID</b>	G-111
<b>Duration</b>	1.0 hours
<b>Delivery</b>	Online
<b>Audience</b>	Partners End Users Employees
<b>Prerequisites</b>	None
<b>Description</b>	This course overviews the Open Network Video Interface Forum (ONVIF) that focuses on interoperability and standards conformance.

## Storage Basics

<b>ID</b>	G-112
<b>Duration</b>	0.5 hours
<b>Delivery</b>	Online
<b>Audience</b>	Partners End Users Employees
<b>Prerequisites</b>	None
<b>Description</b>	This course overviews the types of media used for storing surveillance video and the physical and environmental factors that can affect storage devices.

## Video Security and IT Convergence

<b>ID</b>	G-113
<b>Duration</b>	1.0 hours
<b>Delivery</b>	Online
<b>Audience</b>	Partners End Users Employees
<b>Prerequisites</b>	None
<b>Description</b>	This course overviews IT convergence and the role of IT in video surveillance, the impact of IP cameras on a network, compression technologies, video storage, and more.

## VMS Basics

<b>ID</b>	G-114
<b>Duration</b>	0.5 hours
<b>Delivery</b>	Online
<b>Audience</b>	Partners End Users Employees
<b>Prerequisites</b>	None
<b>Description</b>	This course overviews the types of video management solutions available, factors to keep in mind when considering a new or updated system, and types of third-party integrations.

# Motorola Hardware, Tools, and Devices Courses

## Motorola Camera Configuration Tool

<b>ID</b>	G-122
<b>Duration</b>	0.5 hours
<b>Delivery</b>	Online
<b>Audience</b>	Partners Employees
<b>Prerequisites</b>	None
<b>Description</b>	This course overviews the features, functionalities, and requirements of the camera tool, including how to use it, adding and editing cameras, and configuring analytic settings and events.

## Motorola System Design Tool

<b>ID</b>	G-124
<b>Duration</b>	2.0 hours
<b>Delivery</b>	Online
<b>Audience</b>	Partners Employees
<b>Prerequisites</b>	None
<b>Description</b>	This course shows how to use the System Design Tool (SDT) to aid in designing a surveillance system for a site. It also overviews principles and factors to consider when designing for a site. System designers, sales engineers, project estimators, consultants and other pre-sales roles will benefit from this course. Topics include design principles, the System Design Tool, and the Quote Generator Tool.

## Vigilant Client Portal Application

<b>ID</b>	G-126
<b>Duration</b>	1.0 hours
<b>Delivery</b>	Online
<b>Audience</b>	Partners Employees
<b>Prerequisites</b>	None
<b>Description</b>	This course overviews how to utilize the Locate Analysis, Quick Search, and Hot Plate features within the Vigilant ClientPortal application.

# Getting Started with the VB400 Body-Worn Camera (BWC) System

<b>ID</b>	G-123
<b>Duration</b>	1.0 hours
<b>Delivery</b>	Online
<b>Audience</b>	Partners Employees
<b>Prerequisites</b>	None
<b>Description</b>	This course provides an introduction to the body-worn camera system and provides the resources to install and configure VideoManager evidence management software and body-worn camera hardware.

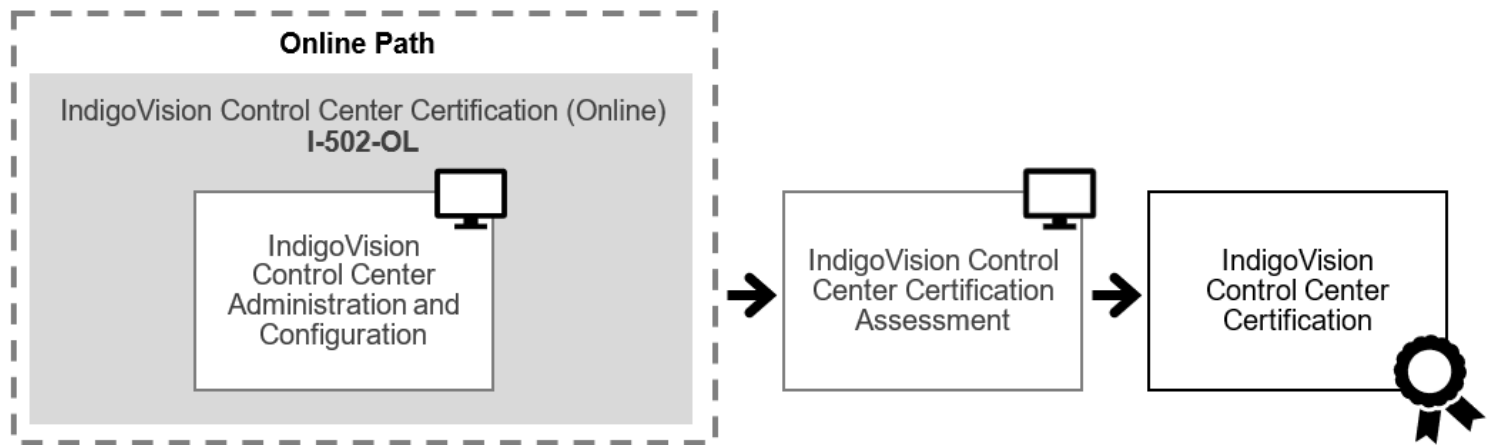


**IndigoVision**

# IndigoVision Partner Certification Path

IndigoVision offers an online certification. Consult the graphic below for details. Enroll in the certification through the Training Center. To obtain the online certification, you must enroll in and complete the curriculum. Completing the courses separate from a curriculum does not automatically open the certification exam or generate the certification in the Training Center.

## IndigoVision Control Center Online Certification Path





# IndigoVision Certifications

## IndigoVision Control Center Certification (Online)

<b>ID</b>	I-502-OL
<b>Duration</b>	3.0 hours
<b>Delivery</b>	Online
<b>Audience</b>	Partners Employees
<b>Prerequisites</b>	None
<b>Description</b>	This certification is designed for learners who need to know how to operate IndigoVision Control Center software. It is designed for learners who have not previously been trained or whose training has expired (validity 2 years). Topics covered include how to install and configure the software, manage alarms, and more.

# IndigoVision Control Center Refresher Certification (Online)

<b>ID</b>	I-503-OL
<b>Duration</b>	2.0 hours
<b>Delivery</b>	Online
<b>Audience</b>	Partners Employees
<b>Prerequisites</b>	None
<b>Description</b>	This course is designed for learners who need a refresher on how to operate IndigoVision Control Center software. It is designed for learners whose training is 2 years or less from expiry. Topics covered in this course include a new feature overview, installing and configuring Control Center software, managing alarms, and more.

# IndigoVision Control Center Courses

## IndigoVision Control Center Operator

<b>ID</b>	I-101
<b>Duration</b>	0.5 hours
<b>Delivery</b>	Online
<b>Audience</b>	End Users Partners Employees
<b>Prerequisites</b>	None
<b>Description</b>	This course is designed for learners who need to know how to operate IndigoVision Control Center software at a basic level. It is designed for learners whose primary responsibility is to monitor a site. Topics covered in the course include personalizing the layout, viewing cameras, exporting and protecting footage, and more.

# IndigoVision Control Center Administration and Configuration

<b>ID</b>	I-104
<b>Duration</b>	3.0 hours
<b>Delivery</b>	Online
<b>Audience</b>	Partners Employees
<b>Prerequisites</b>	None
<b>Description</b>	This course is designed for those who need to know how to install, configure, and administer the software at a more advanced level. It is for learners who have not previously been trained or whose training has expired (validity 2 years). Topics covered in this course include how to install and configure the software, manage alarms, and more.

# IndigoVision Control Center Certification Assessment

<b>ID</b>	I-500
<b>Duration</b>	0.5 hours
<b>Delivery</b>	Online
<b>Audience</b>	Partners Employees
<b>Prerequisites</b>	IndigoVision Control Center Partner Certification (Online) (A-502-OL)
<b>Description</b>	Obtain your certification by taking this exam. The assessment contains 20 questions. Correctly answer 16 questions to pass the assessment.

# IndigoVision Sales and Support Courses

## IndigoVision Network Security

<b>ID</b>	I-102
<b>Duration</b>	1.5 hours
<b>Delivery</b>	Online
<b>Audience</b>	Partners End Users Employees
<b>Prerequisites</b>	None
<b>Description</b>	This course overviews basic network functions and terminology, introductory concepts related to network, NTP hardening, and security policies and audits.



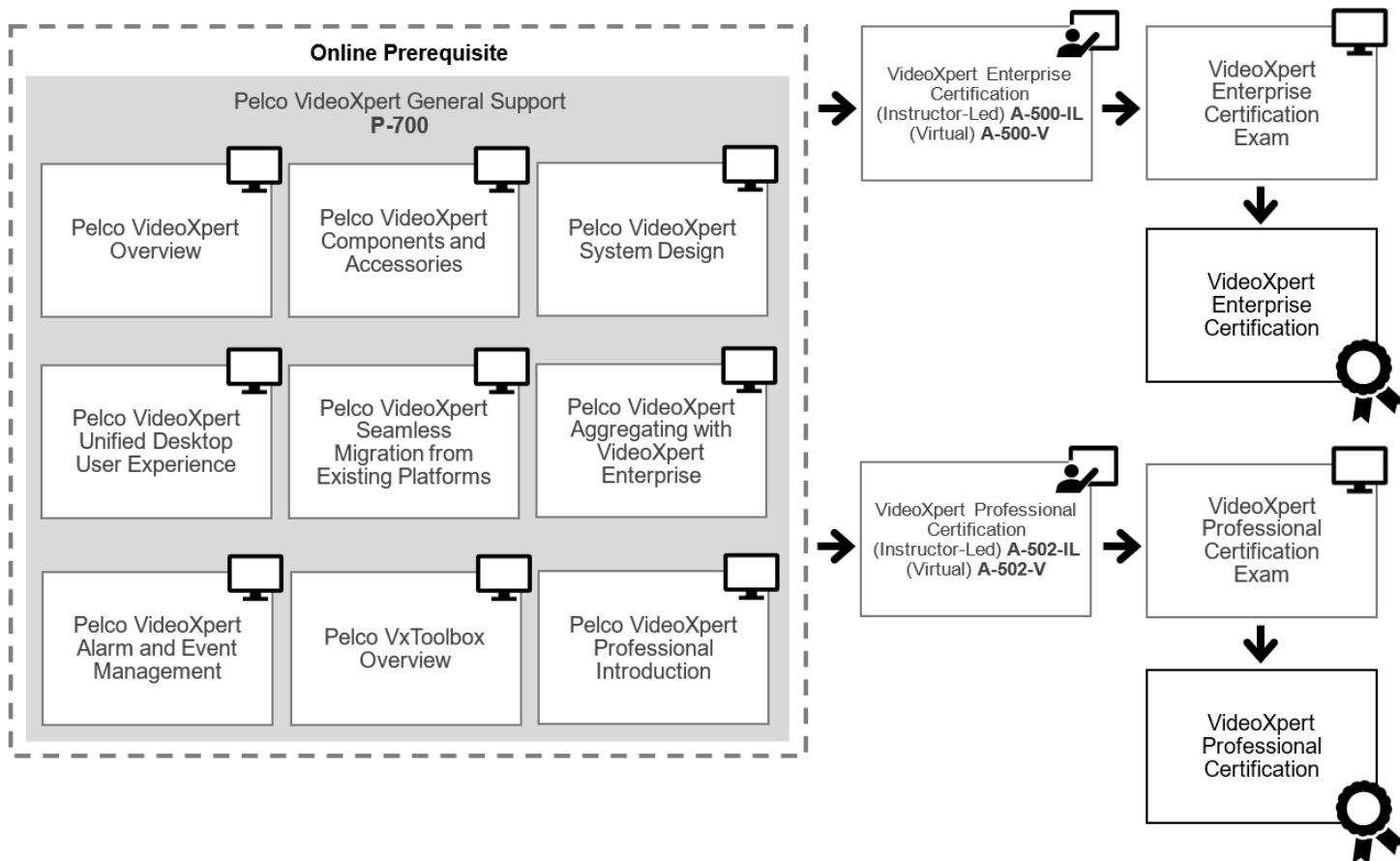
**Pelco**

# Pelco Partner Certification Path

Pelco offers two different certifications in VideoXpert software via blended learning. Consult the graphic below for details on obtaining certification. All instructor-led, virtual, and online course enrollments are done through the Training Center.

To obtain the certification, you must first enroll in and complete the Pelco VideoXpert General Support curriculum. This is a mandatory prerequisite. Completing the online courses independent of the curriculum does not automatically grant the prerequisite to enroll in the instructor-led or virtual certification classes in the Training Center.

## Pelco VideoXpert Blended Certification Path



# Pelco Certifications

## Pelco VideoXpert Enterprise Certification (Instructor-Led)

<b>ID</b>	P-500-IL
<b>Duration</b>	24.0 hours (3 days)
<b>Delivery</b>	Instructor-Led
<b>Audience</b>	Partners Employees
<b>Prerequisites</b>	Pelco VideoXpert General Support (P-700)
<b>Description</b>	This classroom-based certification introduces enterprise-level software, enabling the participant to understand the capabilities and functionality of the software and to install, configure, and operate a VideoXpert Enterprise solution. This course includes hands-on lab work, including commissioning, administration, and operations. Participants will attend the class and complete lab activities on a live Pelco VideoXpert Enterprise system.



## Pelco VideoXpert Enterprise Certification (Virtual)

<b>ID</b>	P-500-V
<b>Duration</b>	12.0 hours (3 days)
<b>Delivery</b>	Virtual
<b>Audience</b>	Partners Employees
<b>Prerequisites</b>	Pelco VideoXpert General Support (P-700)
<b>Description</b>	This virtual-based certification introduces enterprise-level software, enabling the participant to understand the capabilities and functionality of the software and to install, configure, and operate a VideoXpert Enterprise solution. This course overviews commissioning, administration, and operations.

## Pelco VideoXpert Professional Certification (Instructor-Led)

<b>ID</b>	P-502-IL
<b>Duration</b>	16.0 hours (2 days)
<b>Delivery</b>	Instructor-Led
<b>Audience</b>	Partners Employees
<b>Prerequisites</b>	Pelco VideoXpert General Support (P-700)
<b>Description</b>	This classroom-based certification is intended for installers of the VideoXpert Professional system. It is designed to enable learners to install and operate a Professional system in a single-location environment. This lab-intensive certification provides learners with the knowledge and skills to set up, configure, and operate the system. This course includes hands on lab work to assess practical experience.

## Pelco VideoXpert Professional Certification (Virtual)

<b>ID</b>	P-502-V
<b>Duration</b>	12.0 hours (3 days)
<b>Delivery</b>	Virtual
<b>Audience</b>	Partners Employees
<b>Prerequisites</b>	Pelco VideoXpert General Support (P-700)
<b>Description</b>	This virtual classroom certification is designed to enable learners to install and operate a VideoXpert Professional system in a single-location environment. This certification provides learners with the knowledge and skills to set up, configure, and operate the system. Participants will attend the class and complete activities on a live system via Internet connection.

## Pelco VideoXpert Operator and Administrator Certification (Instructor-Led)

<b>ID</b>	P-501-IL
<b>Duration</b>	8.0 hours (1 day)
<b>Delivery</b>	Instructor-Led
<b>Audience</b>	End Users Employees
<b>Prerequisites</b>	Pelco VideoXpert General Support (P-700)
<b>Description</b>	This instructor-led certification is intended for operators and administrators of the VideoXpert system. It is designed to allow a student to comfortably operate the system in a single location environment. Participants will attend the class and complete hands-on lab work to assess practical experience.

## Pelco VideoXpert Operator and Administrator Certification (Virtual)

<b>ID</b>	P-501-V
<b>Duration</b>	8.0 hours (2 days)
<b>Delivery</b>	Virtual
<b>Audience</b>	End Users Employees
<b>Prerequisites</b>	Pelco VideoXpert General Support (P-700)
<b>Description</b>	This virtual certification is intended for operators and administrators of the VideoXpert system. It is designed to allow a student to comfortably operate the system in a single location environment. Participants will attend the class and complete activities through the virtual classroom via Internet connection.

# Pelco Foundations Courses

## Pelco Introduction

<b>ID</b>	P-100
<b>Duration</b>	1.0 hours
<b>Delivery</b>	Online
<b>Audience</b>	Partners End Users Employees
<b>Prerequisites</b>	None
<b>Description</b>	This course is intended for learners who are new to Pelco and its people, products, technologies, and services. It contains useful information that helps learners identify who to contact for assistance regarding product information, technical help, system design, storage calculations, order processing, warranty information, and more. This course also includes an overview of Pelco cameras, camera technologies, hardware components, and online tools and calculators.

# Pelco VideoXpert Courses

## Pelco VideoXpert General Support

<b>ID</b>	P-700
<b>Duration</b>	3.0 hours
<b>Delivery</b>	Online
<b>Audience</b>	Partners End Users Employees
<b>Prerequisites</b>	None
<b>Description</b>	This curriculum of online courses gives an overview of the VideoXpert system and allows the participant to provide basic level support once completed. This curriculum of classes is a prerequisite for enrolling in the certifications.

## Pelco VideoXpert Overview

<b>ID</b>	P-112
<b>Duration</b>	0.5 hours
<b>Delivery</b>	Online
<b>Audience</b>	Partners End Users Employees
<b>Prerequisites</b>	None
<b>Description</b>	This course is intended for learners who want to know more about the Pelco VideoXpert system. It provides an overview of the system, the building blocks that make up the system, and key features.

## Pelco VideoXpert Components and Accessories

<b>ID</b>	P-110
<b>Duration</b>	0.5 hours
<b>Delivery</b>	Online
<b>Audience</b>	Partners End Users Employees
<b>Prerequisites</b>	None
<b>Description</b>	This course overviews VideoXpert core components, including client platforms, storage devices, and accessory devices.

## Pelco VideoXpert Professional Introduction

<b>ID</b>	P-117
<b>Duration</b>	0.5 hours
<b>Delivery</b>	Online
<b>Audience</b>	Partners End Users Employees
<b>Prerequisites</b>	None
<b>Description</b>	This course overviews VideoXpert Professional, software and hardware components, and licensing model.

## Pelco VideoXpert Alarm and Event Management

<b>ID</b>	P-109
<b>Duration</b>	0.5 hours
<b>Delivery</b>	Online
<b>Audience</b>	Partners End Users Employees
<b>Prerequisites</b>	None
<b>Description</b>	This course overviews how to configure and respond to event notifications, the types of configurable events, and how to filter and search events.

## Pelco VideoXpert Seamless Migration from Existing Platforms

<b>ID</b>	P-113
<b>Duration</b>	0.5 hours
<b>Delivery</b>	Online
<b>Audience</b>	Partners End Users Employees
<b>Prerequisites</b>	None
<b>Description</b>	This course overviews VideoXpert migration paths to bring existing investments into the unified VideoXpert VMS.

## Pelco VideoXpert System Design

<b>ID</b>	P-114
<b>Duration</b>	0.5 hours
<b>Delivery</b>	Online
<b>Audience</b>	Partners End Users Employees
<b>Prerequisites</b>	None
<b>Description</b>	This course overviews designing a VideoXpert solution, the three basic deployment models, fault tolerance, scaling a system, and VX storage planning.



## Pelco VideoXpert Aggregating with VideoXpert Enterprise

<b>ID</b>	P-108
<b>Duration</b>	0.5 hours
<b>Delivery</b>	Online
<b>Audience</b>	Partners End Users Employees
<b>Prerequisites</b>	None
<b>Description</b>	This course overviews the aggregation process with VideoXpert Enterprise system.

## Pelco VideoXpert Unified Desktop and User Experience

<b>ID</b>	P-115
<b>Duration</b>	0.5 hours
<b>Delivery</b>	Online
<b>Audience</b>	Partners End Users Employees
<b>Prerequisites</b>	None
<b>Description</b>	This course overviews the various components of the VX Ops Center, Mission Control, and the commands for displaying a video source.

## Pelco VxToolbox Overview

<b>ID</b>	P-116
<b>Duration</b>	0.5 hours
<b>Delivery</b>	Online
<b>Audience</b>	Partners End Users Employees
<b>Prerequisites</b>	None
<b>Description</b>	This course overviews VxToolbox, Pelco's device management tool.

## Pelco Quote Assist for Partners

<b>ID</b>	P-103
<b>Duration</b>	0.5 hours
<b>Delivery</b>	Online
<b>Audience</b>	Partners End Users Employees
<b>Prerequisites</b>	None
<b>Description</b>	The videos contained in this course provide detailed instructions for using Pelco's sales tool, which is called Quote Assist. Topics covered in the course include an overview of the Quote Assist tool and how to access, configure solutions, and generate a quote.

## Pelco VideoXpert Enterprise Certification Exam

<b>ID</b>	P-503
<b>Duration</b>	0.5 hours
<b>Delivery</b>	Online
<b>Audience</b>	Partners Employees
<b>Prerequisites</b>	Pelco VideoXpert Enterprise Certification (Instructor-Led) (P-500-IL) Pelco VideoXpert Enterprise Certification (Virtual) (V-500-V)
<b>Description</b>	Obtain your certification by taking this exam. The assessment contains 20 questions. Correctly answer 16 questions to pass the assessment.

## Pelco VideoXpert Professional Certification Exam

<b>ID</b>	P-504
<b>Duration</b>	0.5 hours
<b>Delivery</b>	Online
<b>Audience</b>	Partners Employees
<b>Prerequisites</b>	Pelco VideoXpert Professional Certification (Instructor-Led) (P-502-IL) Pelco VideoXpert Professional Certification (Virtual) (P-502-V)
<b>Description</b>	Obtain your certification by taking this exam. The assessment contains 15 questions. Correctly answer 12 questions to pass the assessment.

# Pelco Calipsa Courses

## Pelco Calipsa Platform Overview

<b>ID</b>	P-143
<b>Duration</b>	0.5 hours
<b>Delivery</b>	Online
<b>Audience</b>	Partners Employees
<b>Prerequisites</b>	None
<b>Description</b>	This course introduces the Calipsa platform. It introduces the product history, gives brief overviews of its editions, and discusses key markets. Furthermore, it overviews the features and benefits that the Calipsa cloud analytics platform provides. Finally, this course discusses the integrations component in-depth, the system workflow, the deployment methods, and then closes with camera, design, and cybersecurity considerations.

# Pelco Sales and Support Courses

## Pelco Selling Cameras

<b>ID</b>	P-150
<b>Duration</b>	0.5 hours
<b>Delivery</b>	Online
<b>Audience</b>	Partners Employees
<b>Prerequisites</b>	None
<b>Description</b>	This course builds foundational sales knowledge of the Pelco camera portfolio, key industry verticals, and ideal cameras for each vertical.

# Pelco Selling Videotec

<b>ID</b>	P-141
<b>Duration</b>	0.5 hours
<b>Delivery</b>	Online
<b>Audience</b>	Partners Employees
<b>Prerequisites</b>	None
<b>Description</b>	This course overviews Videotec values, mission, applications, products, and key differentiators.

# Pelco Smart Analytics

<b>ID</b>	P-137
<b>Duration</b>	0.5 hours
<b>Delivery</b>	Online
<b>Audience</b>	Partners Employees
<b>Prerequisites</b>	None
<b>Description</b>	This course is intended for Pelco sales and sales engineering teams. Pelco partners can also benefit from this course. This course builds foundational sales knowledge of one of the major product lines that Pelco offers – video analytics. Topics include the various video analytics technologies available, relevant technologies and installation guidelines for effective analytics detection, and configuring the general settings and video analytics for enabled Pelco Smart Analytics cameras.

# Pelco Camera Videos

ID	Title	Duration
<b>Pelco Esprit Cameras</b>		
P-142	Pelco Esprit Compact PTZ Camera	6 min
<b>Pelco Fisheye Cameras</b>		
P-133	Pelco Fisheye Camera Overview	3 min
P-134	Pelco Fisheye Camera Installation	6 min
<b>Pelco Sarix Corner Camera</b>		
P-135	Pelco Sarix Corner Camera 3 Overview	5 min
P-136	Pelco Sarix Corner Camera 3 Installation	12 min
P-140	Pelco Sarix Corner Camera 3 Conduit Box	5 min
<b>Pelco Sarix Modular Camera</b>		
P-138	Pelco Sarix Modular Camera Overview	7 min

P-139	Pelco Sarix Modular Camera Installation	10 min
<b>Pelco Sarix Multi Sensor Camera</b>		
P-148	Pelco Sarix Multi Sensor Camera Installation	8 min
P-149	Pelco Sarix Multi Sensor Camera Overview	3 min
P-151	Pelco Sarix Multi Enhanced Overview	5 min
P-154	Pelco Sarix Multi Enhanced Camera Installation (Newly added - Ken)	13 min
<b>Pelco Sarix Pro 4 Cameras</b>		
P-144	Pelco Sarix Pro 4 Dome Camera Overview	5 min
P-145	Pelco Sarix Pro 4 Dome Camera Installation	8 min
P-146	Pelco Sarix Pro 4 Bullet Camera Overview	3 min
P-147	Pelco Sarix Pro 4 Bullet Camera Installation	6 min
<b>Pelco Sarix Thermal Cameras</b>		
P-152	Pelco Sarix Thermal Enhanced 4 Series Overview	5 min
P-153	Pelco Sarix Thermal Enhanced 4 Series Installation	5 min





# Continuous Learning. Anytime. Anywhere.

For more information about the  
MSI Video Security and Access Control  
Training Center, contact your  
Sales Representative or email  
[trainingvideoandaccess@motorolasolutions.com](mailto:trainingvideoandaccess@motorolasolutions.com)

