

PMLN7960 Magnetic Mount Carry Holster User Guide



MN005449A01-AA



Operational Safety Guidelines

Some Motorola Solutions holsters incorporate strong neodymium magnets. If you are using a personal medical device such as a pacemaker or a hearing aid, consult the manufacturer of your device to determine if it can be used in close proximity to magnets. Your physician may be able to assist you in obtaining this information.

Also be aware that magnets can damage other products including cell phones, computers, hard drives, and other electronic devices, as well as credit cards and magnetic media. Keep the holster away from any mechanical device that can be affected by a magnetic field.

Carry Holster Overview

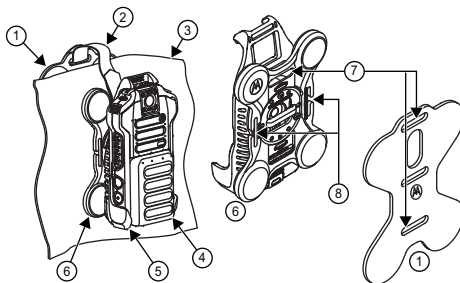


Figure 1: Carry Holster Overview

Attaching the Carry Holster

1. Fasten the Mount Tether Strap to the openings at the Front and Soft Mounts.
2. Insert the Soft Mount inside your apparel with the gray and Motorola Solutions logo side facing the body.
3. Snap the Soft and Front Mounts together.

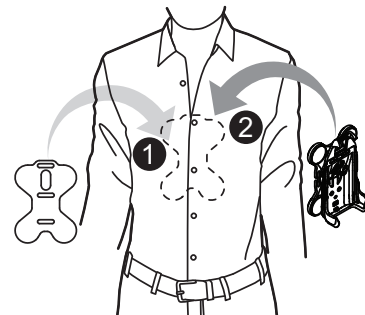


Figure 2: Attaching the Carry Holster

Table 1: Carry Holster Parts Description

Callout	Description
1	Soft Mount
2	Mount Tether Strap
3	Apparel
4	Si500 Video Speaker Microphone
5	Carry Holster
6	Front Mount
7	Mount Tether Strap Slots
8	Molle Clips

Additional Attachment Methods

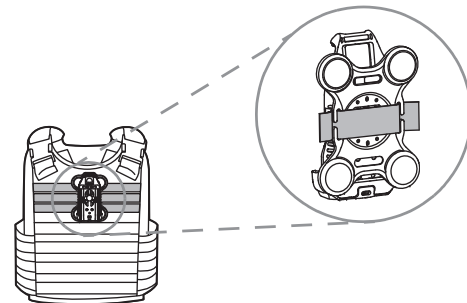


Figure 3: Attaching the Carry Holster using Molle Clips

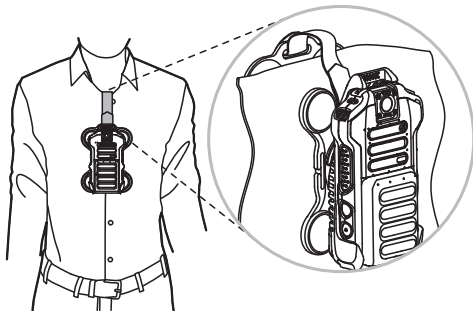



Figure 4: Attaching the Carry Holster using Tether Strap

Wearing Positions

Note:Black dots indicate possible wearing positions.



Polo Shirt



Coat/Jacket

Replacement Part

HW001960A01 – Mount Tether Strap

Warranty and Service Support

Warranty

Motorola Solutions offers a standard one-year warranty. Contact your Motorola Solutions dealer for detailed information on the standard warranty.

Note:Warranty is voided if you replace any parts other than the replacement part listed.

Service and Support

Contact Motorola Solutions Customer Care at 1-800-422-4210 (US only) or 1-847-538-8023 (International) for ordering or any technical troubleshooting assistance.



Uniform



Tactical Vest

MOTOROLA, MOTO, MOTOROLA SOLUTIONS and the Stylized M logo are trademarks or registered trademarks of Motorola Trademark Holdings, LLC and are used under license. All other trademarks are the property of their respective owners.
© 2018 Motorola Solutions, Inc. All rights reserved.