

# Audio Accessory-Earpiece, 2-Wire Earpiece with Detachable Receive Only 3.5 mm Jack PMLN7982A

## Accessories



MN005657A01-AA

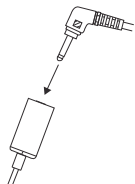


MOTOROLA, MOTO, MOTOROLA SOLUTIONS and the Stylized M logo are trademarks or registered trademarks of Motorola Trademark Holdings, LLC and are used under license. All other trademarks are the property of their respective owners.  
© 2019 Motorola Solutions, Inc.  
All rights reserved.  
Printed in.

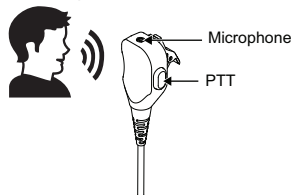
- Reduce the volume before connecting headset or earpiece.
- Limit the amount of time you use headsets or earpieces at high volume.
- When using the radio without a headset or earpiece, do not place the speaker of the radio directly against your ear.
- If you experience hearing discomfort, ringing in your ears, or speeches that are muffled, you should stop listening to your radio through your headset or earpiece, and have your hearing checked by your doctor.

### OPERATION

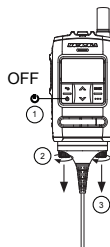
To enable earpiece function, plug in Receive-Only earpiece to the audio jack housing module. Ensure it fits properly to the audio jack housing module at all times.



### Transmitting

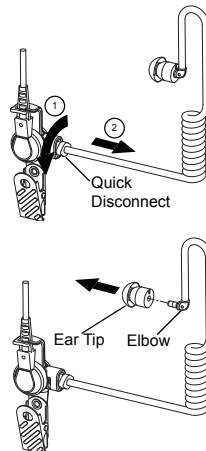


### Disconnect from Radio Device



### CARE AND MAINTENANCE

Disconnect the transparent audio tube to clean or replace with replacement part.



## RF ENERGY EXPOSURE AND PRODUCT SAFETY GUIDE FOR TWO-WAY RADIOS

### ATTENTION!

This Earpiece, when attached to the radio, are restricted to occupational use only to satisfy FCC/ ICNIRP RF energy exposure requirements. Before using this product, read the RF Energy Exposure and Product Safety Guide that ships with the radio, which contains instructions for safe usage and RF energy awareness and control for compliance with applicable standards and regulation.

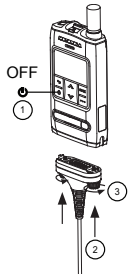
### ACOUSTIC SAFETY

Exposure to loud noises from any source for extended periods of time may temporarily or permanently affect your hearing. The louder the radio's volume, the less time is required before your hearing can be affected. Hearing damage from loud noises is sometimes undetectable at first and can have a cumulative effect.

To protect your hearing:

- Use the lowest volume necessary to do your job.
- Increase the volume only if you are in noisy surroundings.

### Connect to Radio Device



### Receiving

When connected, radio speaker is muted and the audio is only heard from earpiece.

### SUPPORTED RECEIVE-ONLY EARPIECE

Part Number	Description
PMLN7844A	Receive-only earpiece with translucent tube and rubber ear tip.
PMLN7412B	Receive-only earpiece with long coil cord

**Note:** For replacement part, care and service maintenance, refer to Receive-Only user leaflet.