

L6Q GET STARTED GUIDE

Start Here



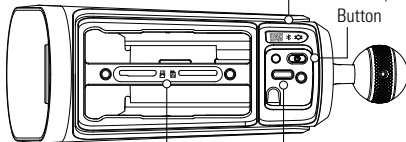
Download Mobile Companion App

Setup and In-Depth Instructions on the App

For Pairing & Setting

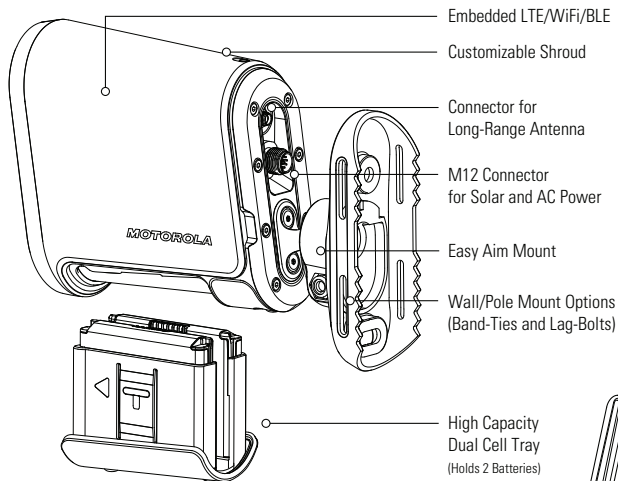


Power (Pair)
Button



SD and SIM Port

USB-C Port



Embedded LTE/WiFi/BLE

Customizable Shroud

Connector for
Long-Range Antenna

M12 Connector
for Solar and AC Power


Easy Aim Mount

Wall/Pole Mount Options
(Band-Ties and Lag-Bolts)

High Capacity
Dual Cell Tray
(Holds 2 Batteries)



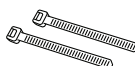
Tools



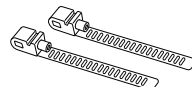
USB-C Cable + Adapter



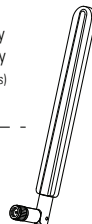
For Wall Mounting



For Temporary Mounting
(2 time use, limit)



For Pole Mounting




Long-Range Antenna



MOTOROLA SOLUTIONS

Additional Resources



motr.la/L6Qstart

USA Contact

Motorola Solutions, 2000 Progress Pkwy,
Schaumburg, IL. 60196.

UK Contact

Motorola Solutions, 160 Victoria St,
SW1E 5LB, U.K.

EU Contact

Motorola Solutions, Czerwone Maki 82,
30-392 Krakow, Poland



VSD53381-AC

These regulatory labels are located inside the battery compartment.



This equipment is not entitled to protection against harmful interference and may not cause interference in properly authorized systems.

Este equipamento não tem direito à proteção contra interferência prejudicial e não pode causar interferência em sistemas devidamente autorizados.

MOTOROLA, MOTO, MOTOROLA SOLUTIONS, and the Stylized M Logo are trademarks or registered trademarks of Motorola Trademark Holdings, LLC and are used under license.

All other trademarks are the property of their respective owners.

© 2022 and 2024 Motorola Solutions, Inc. All rights reserved.

Printed in the United States

