



PRODUCT AND SYSTEM TECHNICAL TRAINING COURSE CATALOG

MOTOROLA SOLUTIONS - WORLDWIDE EDUCATION





WELCOME

Day in, and day out, governments and businesses around the world rely on effortless and reliable communication. Our customers call it their lifeline. To help businesses operate without interruption and to safeguard communities, workplaces, and ultimately, each one of us, we are determined to help keep the lifeline unbreakable.

With Motorola Solutions, Inc. Education Services, we help your two biggest lifeline investments - your personnel and your technology infrastructure - work together efficiently to maximize the value of your communication technologies.

Whether your organization is new to our latest innovations or has years of experience with us, our Education Services team helps expand your personnel's skills and knowledge for the full application of your technology investment.

Starting with professionally developed, real-world application and content, we always design your training with the learner in mind. Our experienced instructors average 20+ years in the communications industry and specialize in Motorola Solutions technologies and services. Immersive, hands-on experiences, expert lab environments, or online learning ensure we meet your learners with the right kind of learning at the right times.

Whether training is delivered virtually, at your location or in our facilities, we can help ensure that your personnel know how to amplify your investment, maximize operational efficiency, and ensure an unbreakable lifeline.

We look forward to working with you.



MOTOROLA
SOLUTIONS



TABLE OF CONTENTS



EDUCATION SERVICES

- INTRODUCTION..... 4
- QUALITY ASSURANCE:
THE TPMA FRAMEWORK..... 5
- EDUCATION PACKAGES..... 6
- OPERATOR TRAINING 8
- TAILORED TRAINING:
ANALYSIS AND CONSULTATION
SERVICES..... 9

LEARNING EXPERIENCE PORTAL

- LXP INTRODUCTION..... 10
- ACCESSING THE LXP..... 11

HELPFUL INFORMATION

- PAYMENTS 12
- HELP DESK CONTACTS..... 12
- POLICIES AND REQUIREMENTS 12

TRAINING PORTFOLIO

TWO-WAY COMMUNICATIONS

- FOUNDATIONAL COURSES 17
- ASTRO® P25
INFRASTRUCTURE..... 25
- DIMETRA™ SYSTEMS..... 36

- CONSOLE COURSES..... 46
- BASE STATIONS 50
- SUBSCRIBERS..... 52
- MOTOTRBO™ 59

PRIVATE BROADBAND..... 66

COMMANDCENTRAL..... 69

- SOFTWARE EMERGENCY
CALL HANDLING:
VESTA, CALLWORKS..... 70

CYBERSECURITY..... 72

VIDEO SOLUTIONS..... 75

EDUCATION SERVICES

WorldWide Education teams up with you in the successful implementation, maintenance, and use of your communication system. We blend our passion for learning and innovation to deliver comprehensive training strategies, targeted to ensure technicians, administrators, supervisors, and operators find in us a trusted and effective learning partner.

Our range of services is designed to ensure you find the right learning support your organization's unique characteristics demand. From Education Packages, offering a selection of essential training activities, to the most personalized service: a Training Need Analysis service followed by a tailored training plan, specifically designed to meet the results you want to achieve.

Our services not only respond to businesses and organizations' needs, but also to limitations uncertain times may bring. Our learning technology allows us to provide remote instructor-led training, so your personnel can attend our sessions from anywhere in the region.

Browse this Catalog to learn more about each of these services and their benefits, and also discover a selection of our extensive training portfolio. If you have any questions, contact your Motorola Solutions representative.



GENERAL INFORMATION

For information on prerequisites and to register for courses visit the LXP at:
LEARNING.MOTOROLASOLUTIONS.COM

For general information contact the Latin America Education Services Help Desk at:
training.lacr@motorolasolutions.com

QUALITY ASSURANCE: THE TPMA FRAMEWORK

MOTOROLA SOLUTIONS WORLDWIDE EDUCATION COMMITS TO EXCELLENCE IN INSTRUCTOR-LED TRAINING

For 45+ years, our instructors continue to be laser-focused on your two lifeline investments - your personnel and your technology infrastructure. Our mission is to work together efficiently to maximize the value of your communication technologies.

Motorola Solutions is aware of the impact training experiences have on your team and your organization. When it comes to supporting the success of your employees and your technology infrastructure, we seek to continually deliver exceptional training to you.

For over 10 years, we have built and implemented the Training Performance

Monitoring & Assessment (TPMA) framework in our organization. Our internal instructors are held to the highest level of training standards outlined within the Learning & Performance Institute (LPI). The TPMA certificate is widely-recognized and accepted as the premiere institute for learning, assessing and benchmarking trainer progress.

Anywhere in the world, those who hold a TPMA certificate demonstrate that they have reached or exceeded the highest standards demanded within the industry.

WHY DO TPMA CERTIFICATIONS MATTER?

Adopting TPMA standards is essential to meet industry trends and leading industry best practices to meet user needs, enhance

instructor development and ultimately leads to a happy customer experience.

LPI ensures the quality of the instructors' training delivery is maintained and meets the highest quality standards, provides expert feedback on their performance and promotes the development of their facilitator skills.

Visit us at learning.motorolasolutions.com to register for our training courses.

ACHIEVING OPTIMAL PERFORMANCE MATTERS TO US

- We focus on the needs of the learner, not the trainer
- The personalized approach and structured consistency of standardized-requirements help win business

"The instructor did an outstanding job. Truly a professional and extremely knowledgeable. Never rushed and always listened. Provided feedback to all questions and allowed students to participate at their own level of expertise and speed."

"The Instructor was extremely helpful during the training. He has an excellent way of teaching and was very attentive to the students when asked questions. I liked that he went over each and every field of CPS. Excellent Instructor! I would recommend to anyone!"

"The instructor showed outstanding skills to combine theory, practice, actual cases and hands-on training. Great training."

"Exceptional course, no words to explain the instructor's commitment and professionalism. Vast experience, humbleness, patience and amazing teaching skills. A different and positive class."

"Excellent coach. Direct, precise, detailed. Explain everything in the right way. Honestly, the best coach I have ever had. They do not skip anything, explain everything in detail. My knowledge after this training is much better. During the entire training, he was fully committed to us."

"The best teacher I have ever had in any previous training courses. Very challenging and interactive teaching helping me to understand the system from the bottom to top with a lot of additional slides from the teacher with extremely good and clear explanations in the system networking for deeper understanding."

"One of the best instructors I had. Speaks clearly, responsive to the students; actions and very good at making the students stay alert and attentive."

"Amazing training, very glad to join it. Amazing trainer, very vibrant, very knowledgeable trainer. Looking forward to more training with him. Good trainer from a good company."

GENERAL INFORMATION

For information on prerequisites and to register for courses visit the LXP at:
LEARNING.MOTOROLASOLUTIONS.COM

For general information contact the Latin America Education Services Help Desk at:
training.lacr@motorolasolutions.com

EDUCATION PACKAGES

Motorola Solutions Education Packages have been built by our technical education experts, to provide you a simpler way to select the right learning activities from our extensive training portfolio. These packages are all designed considering four vital aspects:

- Your Motorola Solutions Infrastructure & Devices
- The Level of Support provided by Motorola Solutions
- The tasks undertaken by your team, and
- The roles of the professionals in charge of those tasks

Behind these packages there are Education Services professionals whose aim is to fully prepare your team to achieve desired organizational efficiency and outcomes by ensuring that they have the knowledge, skill and competency needed to effectively interact with your Motorola Solutions technology investment.

If you wish to customize your Motorola Solutions training strategy, ask our Professional Education Services team to analyze your specific technical and end user training needs and gaps. Please work with your Motorola Solutions account representative to request this professional service.

Let Motorola Solutions Education Services help you ensure that your organization provides effortless and reliable communications, and keep your lifeline stronger than ever!

ASTRO® INFRASTRUCTURE EDUCATION PACKAGES



COMPLEMENT EDUCATION PACKAGE

Prepare your team to operate your ASTRO® Solution, achieving optimal organizational efficiency.

TOPICS

System Overview, Upgrade Differences, MyView Portal, Device End-User Best Practices, Dispatch End-User Best Practices

SUPPLEMENT EDUCATION PACKAGE

Prepare your team to operate and administer your ASTRO® Solution, achieving optimal organizational efficiency.

TOPICS

System Overview, Administration, Secure Communications, Upgrade Differences, MyView Portal, Device End-User Best Practices, Dispatch End-User Best Practices

SUPPORT EDUCATION PACKAGE

Prepare your team to operate, administer, and maintain your ASTRO® Solution, achieving optimal organizational efficiency.

TOPICS

System Overview, Core, RF-Subsystems, Transport, Administration, Dispatch, Secure Communications, Security Patch Management, Device End-User Best Practices, Dispatch End-User Best Practices

ASTRO® DEVICES EDUCATION PACKAGES



COMPLEMENT EDUCATION PACKAGE

Prepare your team to operate your APX™ devices.

TOPICS

Device Overview, My View Portal, Device End-User Best Practices

SUPPLEMENT EDUCATION PACKAGE

Prepare your team to operate and administer your APX™ devices.

TOPICS

Device Overview, Programming and Radio Management, Device End-User Best Practices

SUPPORT EDUCATION PACKAGE

Prepare your team to operate, administer, and maintain your APX™ devices.

TOPICS

Device Overview, Programming and Radio Management, Radio Maintenance, Device End-User Best Practices

Talk with your Motorola Solutions contact for a quote, or email us at training.lacr@motorolasolutions.com for more information on how to sign your team up for one of our Education Services Packages.

GENERAL INFORMATION

For information on prerequisites and to register for courses visit the LXP at:
LEARNING.MOTOROLASOLUTIONS.COM

For general information contact the Latin America Education Services Help Desk at:
training.lacr@motorolasolutions.com

SAMPLE PACKAGES

ASTRO® INFRASTRUCTURE SUPPLEMENT EDUCATION PACKAGE

This Education Package aligns with the Infrastructure ADVANCED Services Package






- ASTRO® 25 SYSTEM OVERVIEW
- MY VIEW PORTAL OVERVIEW
- ASTRO® FEATURES AND FUNCTIONALITY
- ASTRO® 25 SYSTEM FLEETMAPPING
- ASTRO® 25 IV&D RADIO SYSTEM ADMINISTRATOR
- MCC 7000 SERIES MANAGEMENT
- CONSOLE ADMINISTRATOR & DISPATCH END-USER TRAINING
- RADIO END-USER TRAIN-THE-TRAINER WORKSHOP
- WAVE™ ADMINISTRATION & END-USER TRAINING
- RADIO AUTHENTICATION
- EXECUTIVE OVERVIEW
- ASTRO® 25 IV&D SECURE COMMUNICATIONS

APX DEVICE SUPPORT EDUCATION PACKAGE

This Education Package aligns with the APX Device ESSENTIAL Services Package

- APX QUICK START
- APX RADIO MANAGEMENT OVERVIEW
- APX CPS PROGRAMMING & TEMPLATE BUILDING
- APX RADIO MANAGEMENT WORKSHOP
- APX TECHNICAL SUBSCRIBER ACADEMY
- RADIO END-USER TRAIN-THE-TRAINER WORKSHOP

LEGEND:

-  – Foundation
-  – Administration
-  – Maintenance
-  – Device & Console Best Practices
-  – Optional

Talk with your Motorola Solutions contact for a quote, or email us at training.lacr@motorolasolutions.com for more information on how to sign your team up for one of our Education Services Packages.



OPERATOR TRAINING

THE SUCCESSFUL IMPLEMENTATION OF YOUR COMMUNICATIONS SYSTEM DEPENDS ON ITS CONFIDENT USERS.

Users of your mobile and portable radios require training on their units to understand its basic operation, features and functions.

Dispatchers of your consoles require training to understand basic operation, features and functions; management personnel require training on the Motorola Solutions applications.

TRAIN THE TRAINER

With this option, Motorola Solutions trains your qualified instructors so that they, in turn, can train each individual user in your organisation. These classes are usually delivered on site using your equipment and our end-user training materials, that can be tailored if needed.

AUDIENCE

This course is geared for customers who have an experienced, dedicated training staff in their organisation.

COURSE OVERVIEW

This course provides your training personnel knowledge and practice that will enable them to successfully train their students. It concentrates on specific product features and how it relates to the training process; students will become proficient in discussing common tasks associated with the operation of their radios and consoles, as identified in the training needs analysis.

Note: This course is presented as customer specific and will cover pertinent information on customer equipment.

REQUISITE KNOWLEDGE

Previous training experience and radio system knowledge is a must.

OPERATOR TRAINING

With this option, the users within your organisation are trained by a Motorola Solutions instructor. These classes are typically done on site using your equipment and our end-user training materials, that can be tailored if needed.

CONSOLES TRAINING

These courses provide operators and supervisors with an introduction to the basic operation, administration and feature functionality of the Console Systems. Through facilitation and hands-on practice, users learn to perform tasks that are associated with their organisation's particular system.

- Overview of console configuration
- Console dispatcher and supervisor operation
- Alias Management
- Messaging

SUBSCRIBER TRAINING

These courses provide radio users with an introduction to their radios and a review of their radio's basic functionality. Through facilitation and hands-on practice, users learn to perform common tasks associated with their radio configuration.

- Overview of radio configuration
- General radio operations

COURSES FOR CONSOLE PRODUCTS

- MCC 7000 Series Dispatch Console Operator Training
- MCD 5000 Operator Training
- DCX9000 Workshop

COURSES FOR MOBILES & PORTABLES

- DIMETRA™ Series
- APX™ Series
- MOTOTRBO™ Series

TO REQUEST FIELD TRAINING, PLEASE CONTACT YOUR ACCOUNT MANAGER.

Note: End-user training materials are not sold as standalone products, they are part of our Train-the-Trainer or Operator training programs.

GENERAL INFORMATION

For information on prerequisites and to register for courses visit the LXP at:
LEARNING.MOTOROLASOLUTIONS.COM

For general information contact the Latin America Education Services Help Desk at:
training.lacr@motorolasolutions.com

TAILORED TRAINING: ANALYSIS AND CONSULTATION SERVICES

The variety of services we offer reflects our desire to make sure all our customers find the right training option for them. For those who demand fully personalized training support, and acknowledge the value consulting with experts brings, we are looking forward to partnering with you in the design, implementation, and evaluation of your product and solutions technical training strategy.

Our training consultants and technology experts will complete a thorough analysis of your infrastructure and the results your organization pursues, the challenges your team faces, the performance they aim to achieve, and the new capabilities they need to acquire.

The outcome of that analysis will be a tailored learning proposal, designed just for you and your particular circumstances and preferences. It will also be the route map for our instructors, and the point of reference for evaluations of learning, results, or expectations.

TRAINING OPTIONS

In this catalog, you will find a selection of the more than 500 training resources that form our training portfolio, and a variety of learning methodologies.

Choosing the most suitable training delivery method depends on multiple factors, as organizational goals, learning objectives, or circumstances out of our control limiting our choices. Regardless of what those circumstances are, our purpose is to make sure you always find in our training offer a valid alternative to keep your personnel abreast.

LIVE TRAINING

It consists of scheduled sessions delivered either remotely or in a conventional classroom, but always led by a technical instructor.

In Motorola Solutions remote live training, the benefits of instructor-led sessions are moved to a virtual environment; thanks to the distance learning technologies we use and our remote labs, learners and instructors interact and collaborate in real time. Live discussions, demonstrations, and online activities happen in these remote sessions.

The same instructors also deliver training in traditional training facilities, and during those face-to-face sessions, they specially focus on hands-on training, allowing learners to immerse themselves in the subject, and practice in a safe environment.

Whether you are interested in one of these methods or a combination of them, either if our off-the-shelf courses meet your needs or you need them customized to suit your requirements, contact us now to start working together on your training strategy.

SELF-PACED TRAINING

It allows your team to gain foundational knowledge on a variety of topics using their computer and at their own schedule. There are two main types of self-paced training:

- **Online training:** a single piece of training, with defined objectives and estimated duration.
- **Microlearning:** a collection of brief, mobile-enabled components grouped into related topics.

WE SPEAK YOUR LANGUAGE

An extensive selection of courses is available in other languages, and our instructors deliver training in English, Spanish and Portuguese. If you have any questions about translations, contact your Motorola Solutions representative.



LEARNING EXPERIENCE PORTAL

AN INTERACTIVE PLATFORM... DESIGNED FOR YOU! THE LXP IS YOUR VALUABLE RESOURCE TO SEE THE LATEST COURSES, DESCRIPTIONS, REQUIREMENTS, DATES AND LOCATIONS.

Use the search box and filters feature to quickly and easily search for training or documentation.

View your history and upcoming training on your personalized dashboard.

Receive reminder notifications of upcoming training or changes to your training.

Easily locate and download documents plus stay up-to-date with training news and announcements.



GENERAL INFORMATION

For information on prerequisites and to register for courses visit the LXP at:
LEARNING.MOTOROLASOLUTIONS.COM

For general information contact the Latin America Education Services Help Desk at:
training.lacr@motorolasolutions.com

HOW TO ACCESS THE LEARNING EXPERIENCE PORTAL

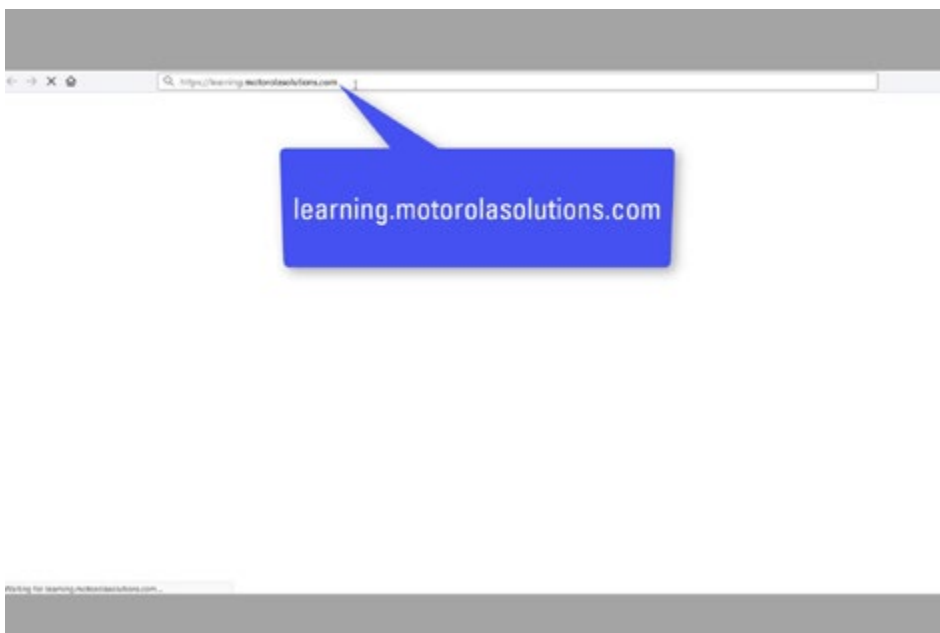
If you are a Motorola Solutions Customer who already has a Motorola Solutions Login ID, you can go to the “Enroll in a course” section for further instructions.

SET UP A NEW USER ACCOUNT AND PASSWORD



- Visit: <https://learning.motorolasolutions.com>
- Click “Register”
- Fill Out all the required information on the form; preferably, use a company email address during the registration process. If you are a MSI Customer with an established 10-digit Motorola Customer Account Number, please enter your Company Name in the form.
- Click “Submit”
- You will receive a confirmation of your submission
- You will next receive further information to activate your account (Up to 5 business days)

TO ENROLL IN A COURSE (ONCE YOU HAVE AN LXP ACCOUNT)



- Log in to the LXP: <https://learning.motorolasolutions.com>
- Click on “LOG IN”
- **Enter your Log In ID and Password and Click “LOG IN”**
- If you have forgotten your Log In or Password click on “Forgot Log In ID” or “Forgot Password”
- Find a training course by clicking “Browse Training” at the top of the screen Or use “Search Catalog” at the top of the screen

GENERAL INFORMATION

For information on prerequisites and to register for courses visit the LXP at:
LEARNING.MOTOROLASOLUTIONS.COM

For general information contact the Latin America Education Services Help Desk at:
training.lacr@motorolasolutions.com

HELPFUL INFORMATION

FOR QUESTIONS AND ASSISTANCE

The **LXP Helpdesk** is available for you Monday – Friday from 8:00 am - 6:00 pm (U.S. EST) on the phone numbers listed on the table below. Attention is available in Spanish, Portuguese and English. You may also email our LXP Helpdesk at: training.lacr@motorolasolutions.com

HOW TO MAKE PAYMENTS WHEN ENROLLING IN A COURSE

For your convenience we accept the following methods of payment:

- Credit Card
- Purchase Order

If prepayment is required to secure your registration, it must be received by Motorola Solutions 30 days prior to your attendance.

Contact the help desk above for assistance with payments and purchase order specifications. All pricing listed is US dollars.

Note: Invoices are available only when using Purchase Orders.

MOTOROLA SOLUTIONS LATIN AMERICA

ARGENTINA	0800-333-3708	MEXICO	001-855-241-8253
BRAZIL	0800-892-4264	PANAMA	001-800-205-3867
CHILE	123-0020-2126	PERU	0800-55760
COLOMBIA	01-800-710-2285	VENEZUELA	0800-100-9332
COSTA RICA	0800-013-1450		

HELPDESK PHONE NUMBERS

SPANISH	DID 3127255372
PORTUGUESE	DID 3127255373
CARIBBEAN	DID 3127255368

For assistance specific for partner accounts please contact us at:

partners.lacr@motorolasolutions.com

POLICIES & REQUIREMENTS

CANCELLATION AND RESCHEDULING BY THE STUDENT

Registrants may cancel or reschedule a class no less than 30 days prior to the class start date. Cancellations received after the started deadline will not be eligible for a refund.

CANCELLATION AND RESCHEDULING BY MOTOROLA SOLUTIONS

Motorola Solutions Training Services reserves the right to cancel any course due to low enrollment or other circumstances which would make the event non-viable up to 10 business days prior to the start of class.

If Motorola Solutions cancels a class, the registrants will be offered a full refund.

Registrants will be notified at the time of change or cancellation with regards to the cancellation and refund process.

For more information about our Cancellation Policy, visit <https://learning.motorolasolutions.com/content/cancellation-policy>

PROFESSIONALISM

Students are expected to maintain professional conduct and dress at all times. Class dress is casual, but smart.

LAPTOP REQUIREMENTS

All our classes require students to bring their laptops to the classroom so that they may utilize an electronic copy of the class material. Please review your enrolment confirmation email for specific requirements for your class.

TRAINING CONTENT AND STRATEGY DISCLAIMER

All of Motorola Solutions training classes are designed to support the Motorola Solutions Service strategy for each product. This strategy may include a combination of (but not limited to) processes, procedures, recommendations, and instructor experiential advice which may involve repair, replacement, and or recovery of hardware, software, or firmware of Motorola Solutions products. The repair, replacement, or recovery of these products

may vary from product to product. Motorola Solutions reserves the right to change the structure and content of all courses at any time.

Find more information about Terms & Conditions, visit <https://learning.motorolasolutions.com/content/terms-and-conditions>



MOTOROLA SOLUTIONS TECHNICAL TRAINING COURSES

This section contains a selection of courses included in our technical training portfolio, and roadmaps to guide your team on their learning journey. The following icons will help you identify the type of training, and its availability in other languages rather than English:



LIVE TRAINING
VIRTUAL / FACE-TO-FACE
TUTOR-LED TRAINING



SELF-PACED TRAINING
ONLINE COURSES /
MICROLEARNING



EXAM



1 ASTRO® 25 IV&D SYSTEM
CORE WORKSHOP

2 5 DAYS

3 AST4103

4  ESPAÑOL

 PORTUGUÊS

- 1- TITLE OF THE COURSE
- 2- COURSE DURATION
- 3- COURSE CODE
- 4- TRANSLATIONS AVAILABLE

GENERAL INFORMATION

For information on prerequisites and to register for courses visit the LXP at: LEARNING.MOTOROLASOLUTIONS.COM

For general information contact the Latin America Education Services Help Desk at: training.lacr@motorolasolutions.com

COURSE INDEX

Use this matrix to quickly identify the targeted role and system life cycle phase of each course.

Portfolio	Course code & Type	Course title	System Life Cycle Phases							
			Foundations	Product/System introduction	Stage & Deploy	Operate	Maintain	Administrator	Technician	End User
Radio Foundations	● RDS0002	Basic RF	●					●	●	●
	● RDS0003	Basic Networking	●					●	●	●
	● RDS0004	Basic Radio	●					●	●	●
	● RDS2012	Advanced RF: Introduction	●					●	●	●
	● RDS2013	Advanced RF: Performance	●					●	●	●
	● RDS2014	Advanced RF: Troubleshooting	●					●	●	●
	● ACT100E	Bridging the Knowledge Gap - Technicians	●					●	●	●
	● ACT101E	Bridging the Knowledge Gap - System Administrator	●					●	●	●
	● NST021	Communication System Concepts	●					●	●	●
	● NST762	Networking Essentials in Motorola Communications Equipment	●					●	●	●
	● NST925	Site Installation Practices Workshop R56	●					●	●	●
	● RDS1037	Spectrum Frequencies Systems	●					●	●	●
	● AST4104	ASTRO® 25 Systems Applied Networking		●	●	●	●	●	●	●
ASTRO® Systems	● AST1038	ASTRO25® IV&D System Overview		●				●	●	●
	● ACS715023	ASTRO® 25 IV&D Dynamic System Resilience		●				●	●	●
	● AST1067	ASTRO 25 IV&D System Architecture & Layout Overview			●	●	●	●	●	●
	● AST4102	ASTRO® 25 IV&D Radio System Administrator Workshop			●	●	●	●	●	●
	● AST4103	ASTRO® 25 IV&D System Core Workshop			●	●	●	●	●	●
	● AST4207	ASTRO® 25 IV&D Secure Communications Workshop			●	●	●	●	●	●
	● AST4208	ASTRO® 25 IV&D GTR 8000 Repeater Site Workshop			●	●	●	●	●	●
	● AST4410	ASTRO® 25 IV&D Conventional Core with Configuration Manager Workshop			●	●	●	●	●	●
	● AST4440	ASTRO® 25 IV&D Conventional RF Site Workshop			●	●	●	●	●	●
	● RDS1017	ASTRO® 25 Systems Fleetmapping			●	●	●	●	●	●
	● AST2038	ASTRO® 25 Radio Authentication			●	●	●	●	●	●
	● AST0128	New Features for ASTRO® 25 2022.X			●	●	●	●	●	●
	● AST1074	ASTRO® 25 IV&D Introduction to Radio System Management Applications			●	●	●	●	●	●
DIMETRA™ Systems	● DMT0057	Introduction to Trunked Radio Concepts	●					●	●	●
	● DMT1114	DIMETRA™ Express Security Features: Installation, Configuration & Maintenance			●	●	●	●	●	●
	● DMT9200	DIMETRA™ X Core D9.2 System Overview			●	●	●	●	●	●
	● DMT9201	DIMETRA™ X Core D9.2 Configuration and Administration Workshop			●	●	●	●	●	●
	● DMT9202	DIMETRA™ X Core D9.2 Fault Management Workshop			●	●	●	●	●	●
	● DMT9203	DIMETRA™ X Core D9.2 Performance Management Workshop			●	●	●	●	●	●
	● DMT9204	DIMETRA™ X Core D9.2 Troubleshooting and Maintenance Workshop			●	●	●	●	●	●
	● DMT9205	DIMETRA™ X Core D9.2 Air Interface Encryption, Authentication & Provisioning			●	●	●	●	●	●
	● DMT9208	DIMETRA X Core D9.2 MSO Recovery and Restoration Workshop			●	●	●	●	●	●
	● DMT2094	DIMETRA™ X Core D9.2 Secure Communications Workshop			●	●	●	●	●	●
	● DMT0036	DIMETRA™ Express Installation, Configuration & Maintenance Workshop			●	●	●	●	●	●
	● DMT9211	DIMETRA™ X Core D9.2 MCC 7500 Admin Workshop			●	●	●	●	●	●
	● DMT9212	DIMETRA™ X Core D9.2 MCC 7500 Operator Workshop			●	●	●	●	●	●
● DMT9213	DIMETRA™ X Core D9.2 MCC 7500 Install, Config, Troubleshooting & Maintenance			●	●	●	●	●	●	
Console Courses	● CON012	MCC 7000 Series Dispatch Consoles Workshop			●	●	●	●	●	●
	● TBTS01	MTS 2/MTS 4 Installation, Configuration, Troubleshooting & Maintenance Workshop			●	●	●	●	●	●
Base Stations	● TBTS04	MTS 1 Installation, Configuration, Troubleshooting & Maintenance Workshop			●	●	●	●	●	●
	● AST2006	Standalone GTR 8000 Conventional Base Radio			●	●	●	●	●	●

● Live training
● Self-paced training

GENERAL INFORMATION

For information on prerequisites and to register for courses visit the LXP at: LEARNING.MOTOROLASOLUTIONS.COM

For general information contact the Latin America Education Services Help Desk at: training.lacr@motorolasolutions.com

Portfolio	Course code & Type	Course title												
			Foundations	Product/System introduction	Stage & Deploy	Operate	Maintain	Administrator	Technician	End User				
Subscribers	● TTER27E	MTM5400 End User Operator Course												
	● PCT1032	MOTOTRBO Radio Management 2.0 Configuration Mode												
	● PCT0173NL	R7 Series Overview												
	● AST2003	APX Radio Management Overview												
	● PCT0115	MOTOTRBO CPS 2.0 Programming												
	● DMT1054	MTP3000 Series End User Operator												
	● DMT1068	MTP6000 Series End User Operator												
	● DMT1070	MTM5000 Series End User Operator												
	● TTER01PLUS	TETRA Terminal Programming Course (CPS Plus)												
	● DMT1107	TETRA Subscriber Operator, Programming and Maintenance												
	● TBO300	MOTOTRBO Subscriber & Repeater Technical Service Academy												
	● PCT2022	MOTOTRBO Radio Management 2.0 Workshop												
	● RDS2017	APX™ Radio Management Workshop												
	● APX7001	APX CPS Programming and Template Building												
	● APX010	APX™ Technical Subscriber Academy												
MOTOTRBO™	● PCT1046	MOTOTRBO Capacity Max Theory of Operation												
	● PCT1047	MOTOTRBO Capacity Max Technical Overview												
	● PCT1066	MOTOTRBO IP Site Connect and Capacity Plus Technical Overview												
	● PCT0147	Capacity Max System Server Upgrade												
	● CEDMEL2000	MOTOTRBO System Introduction for Technicians												
	● PCT2023	MOTOTRBO IP Site Connect and Capacity Plus Theory of Operations and Design												
	● PCT3014	MOTOTRBO IP Site Connect and Capacity Plus Systems Workshop												
MOTOTRBO™ Ion	● PCT0129	MOTOTRBO Ion Overview												
	● PCT0131	MOTOTRBO Ion MyView and RadioCentral Overview												
	● PCT0161	MOTOTRBO Ion Features and Services												
	● PCT0132	RadioCentral MOTOTRBO Ion Workshop												
Private Broadband	● PTT0001L	WAVE PTX Overview												
	● PTT0004L	WAVE PTX Admin Portal: End-User Training												
	● PTT0006L	WAVE PTX R11.2 Mobile Application: End-User Training												
	● PSA0250	Critical Connect + WAVE PTX for Public Safety												
Vesta - NG911	● VST0002	VESTA Analytics Lite												
	● VST0003	VESTA SMS Admin												
	● VST0004	VESTA SMS Agent												
	● VST0005	VESTA Map Local Agent												
	● VST0006	VESTA Heads Up Display (HUD)												
	● VST0007	VESTA Map Local Installation, Maintenance & Upgrades												
	● VST0008	Data Hub for VESTA Map Local												

● Live training
● Self-paced training

FOUNDATIONAL COURSES

BASIC RF (RDS0002)	20
BASIC RADIO (RDS0004)	20
BASIC NETWORKING (RDS0003)	20
ADVANCED RF: INTRODUCTION (RDS2012)	20
ADVANCED RF: PERFORMANCE (RDS2013)	21
ADVANCED RF: TROUBLESHOOTING (RDS2014)	21
SPECTRUM FREQUENCIES SYSTEMS (RDS1037)	22
COMMUNICATION SYSTEMS CONCEPTS (NST021)	22
NETWORKING ESSENTIALS IN MOTOROLA SOLUTIONS COMMUNICATIONS EQUIPMENT (NST762)	22
SITE INSTALLATION PRACTICES WORKSHOP R56 (NST925)	23
BRIDGING THE KNOWLEDGE GAP FOR ASTRO® 25 – TECHNICIAN (ACT100E)	23
BRIDGING THE KNOWLEDGE GAP FOR ASTRO® 25 – SYSTEM ADMINISTRATOR (ACT101E)	23
ASTRO® 25 SYSTEMS APPLIED NETWORKING (AST4104)	24



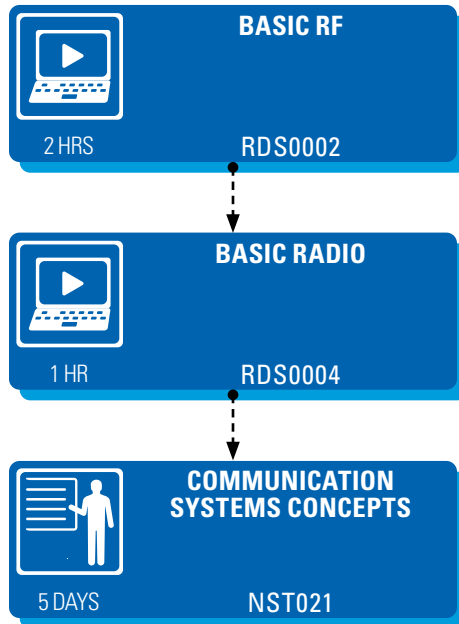
RADIO SOLUTIONS FOUNDATIONAL

For information on prerequisites and to register for courses visit the LXP at:
LEARNING.MOTOROLASOLUTIONS.COM

For general information contact the Latin America Education Services Help Desk at:
training.lacr@motorolasolutions.com

RF FUNDAMENTALS

RF BASICS / RADIO SYSTEM BASICS



CURRICULUM COMPLETE

PARTICIPANT HAS RF KNOWLEDGE REQUIRED FOR ADVANCING TO MORE COMPLEX TECHNICAL TRAINING COURSES.




RADIO SOLUTIONS FOUNDATIONAL

For information on prerequisites and to register for courses visit the LXP at: LEARNING.MOTOROLASOLUTIONS.COM

For general information contact the Latin America Education Services Help Desk at: training.lacr@motorolasolutions.com

IP/NETWORKING FUNDAMENTALS

 **BASIC NETWORKING**
1 HR RDS0003

 **NETWORKING ESSENTIALS
IN MOTOROLA SOLUTIONS
COMMUNICATIONS SYSTEM**
5 DAYS NST762

CHOOSE ONE OF THE FOLLOWING COURSES BELOW ACCORDING TO YOUR SOLUTION SYSTEM 

ASTRO® 25 SYSTEM

 **ASTRO® 25 SYSTEMS
APPLIED NETWORKING**
5 DAYS AST4104

CURRICULUM COMPLETE

PARTICIPANT HAS IP PROTOCOLS AND NETWORKING SKILLS TO USE MOTOROLA SOLUTIONS SYSTEMS REQUIRING ADVANCED TECHNICAL TRAINING. 

[CLICK HERE TO GO TO
PAGE 25 FOR MORE
DETAILS ON ASTRO® 25](#)

[CLICK HERE TO GO TO
PAGE 59 FOR MORE
DETAILS ON MOTOTRBO™](#)

RADIO SOLUTIONS FOUNDATIONAL

For information on prerequisites and to register for courses visit the LXP at:
LEARNING.MOTOROLASOLUTIONS.COM

For general information contact the Latin America Education Services Help Desk at:
training.lacr@motorolasolutions.com

**BASIC RF**
2 HRS RDS0002

 ESPAÑOL  PORTUGUÊS

COURSE OVERVIEW

This course emphasizes the concepts behind RF Systems theory and operation. Topics include basic radio transmitters and receivers, RF propagation, modulation, antenna systems, transmission lines and data-communications.

TARGET AUDIENCE

Technical staff who need to understand communication systems concepts.

COURSE OBJECTIVES

After completing this course, the student will be able to:

- Describe electrical principles, including direct and alternating current.
- Describe the basic structure of radio transmitters and receivers.
- Describe the operation of the antenna system.
- Identify different types of transmission media.
- Describe RF propagation and understand system gains in a link budget.

REQUISITE KNOWLEDGE

None

PREREQUISITES

None

**BASIC RADIO**
1 HR RDS0004

 ESPAÑOL  PORTUGUÊS

COURSE OVERVIEW

The purpose of this course is to provide the student with the basic, foundational land mobile two-way radio knowledge required when working with Motorola Solutions. This course is ideal for all people who sell or service land mobile two-way radios.

TARGET AUDIENCE

Individuals who need a foundational overview of two-way radios.

COURSE OBJECTIVES

After completing this course, the student will be able to:

- Define what a two-way radio is.
- Describe two-way radio components.
- Describe communication types.
- List and describe ways of expanding coverage.
- Describe analog and digital solutions.
- Describe how transmit and receive processes work in conventional and trunked two-way radio.
- Define system scalability.
- Identify the considerations to implementing a two-way radio.
- List the characteristics of single-site, single-zone and multi-zone systems.
- Explain the concept of two-way radio security.
- Describe the open standards for the following technologies: APCO P25, TETRA and DMR.

REQUISITE KNOWLEDGE

Completion of the following course(s) or equivalent experience:

- RDS0002 Basic RF

PREREQUISITES

None

**BASIC NETWORKING**
1 HR RDS0003

 ESPAÑOL  PORTUGUÊS

COURSE OVERVIEW

This course provides a detailed overview of the fundamentals of computer networking. Topics include the TCP/IP five layer model, interconnecting devices, transmission media, user-facing applications and network security.

TARGET AUDIENCE

Engineers who need to understand the essentials of system networking.

COURSE OBJECTIVES

After completing this course, the student will be able to:

- Identify the elements and interconnectivity of a basic network.
- Compare the OSI and TCP/IP reference models.
- Identify standards organizations.
- Define the physical and logical topologies in system networking.
- Define the various transmission media.
- Define commonly used network protocols.
- Describe the levels of network security and types of network protection.

REQUISITE KNOWLEDGE

None

PREREQUISITES

None

RADIO SOLUTIONS FOUNDATIONAL

For information on prerequisites and to register for courses visit the LXP at: LEARNING.MOTOROLASOLUTIONS.COM

For general information contact the Latin America Education Services Help Desk at: training.lacr@motorolasolutions.com



**ADVANCED RF:
INTRODUCTION**

1 HR RDS2012

 ESPAÑOL*  PORTUGUÊS*

*Translations available from February 2024

COURSE OVERVIEW

This course provides an introduction to advanced concepts of radio frequency. Topics include circuit elements, modulation, frequency spectrum, the decibel scale, and filters. This is part one of a three-part training course on RF for Radio Professionals.

After completing this course, please proceed to the RDS2013 Advanced RF: Performance training course.

TARGET AUDIENCE

Technical staff, who need to understand Communication Systems Concepts including basic radio, RF propagation, modulation, antenna systems, transmission lines and data-communications.

COURSE OBJECTIVES

By the end of the course, the student will be able to:

- Describe the basic circuit elements and phenomena.
- Define and compare different types of digital modulation.
- List common frequency spectrum bands and describe their common uses.
- Describe the filtering process and types of RF filters.
- Describe the process of building a link budget

REQUISITE KNOWLEDGE

Completion of the following course or equivalent experience:

- RDS0002 Basic RF

PREREQUISITES

None



**ADVANCED RF:
PERFORMANCE**

1 HR RDS2013

 ESPAÑOL*  PORTUGUÊS*

*Translations available from February 2024

COURSE OVERVIEW

This course provides an overview of RF performance elements. Topics include transmission lines, antennas, hardware filters, performance parameters, and testing equipment. This is part two of a three-part training course on RF for Radio Professionals.

After completing this course, please proceed to the RDS2014 Advanced RF: Troubleshooting training course

TARGET AUDIENCE

Technical staff who need to understand Communication Systems Concepts including basic radio, RF propagation, modulation, antenna systems, transmission lines and data-communications.

COURSE OBJECTIVES

Upon completing this course, the student will be able to:

- Describe the transmission line theory.
- Provide the guidelines for cable selection, routing and installation.
- Provide an overview of different antenna types and their uses.
- List advanced RF hardware filters and provide their functions.
- Discuss RF performance issues.
- List and describe transmitter performance parameters.
- List and describe receiver performance parameters.
- List and describe common test equipment

REQUISITE KNOWLEDGE

Completion of the following course or equivalent experience:

- RDS0002 - Basic RF
- RDS2012 - Advanced RF: Introduction

PREREQUISITES

None



**ADVANCED RF:
TROUBLESHOOTING**

0.5 HRS RDS2014

 ESPAÑOL*  PORTUGUÊS*

*Translations available from February 2024

COURSE OVERVIEW

This course provides an overview of troubleshooting an RF system. During this course, you will learn how to locate and address issues in transmitting and receiving in an RF system. This is part three of a three-part training course on RF for Radio Professionals.

TARGET AUDIENCE

Technical staff who need to understand Communication Systems Concepts including basic radio, RF propagation, modulation, antenna systems, transmission lines and data-communications.

COURSE OBJECTIVES

After completing this course, the student will be able to:

- Describe a simple transmit and receive system.
- Locate transmit and receive problems in an RF system.
- Describe the RF troubleshooting process.
- List the equipment used during a troubleshooting process

REQUISITE KNOWLEDGE

Completion of the following courses or equivalent experience:

- RDS0002 - Basic RF
- RDS2012 - Advanced RF: Introduction
- RDS2013 - Advanced RF: Performance

PREREQUISITES

None

RADIO SOLUTIONS FOUNDATIONAL

For information on prerequisites and to register for courses visit the LXP at:
LEARNING.MOTOROLASOLUTIONS.COM

For general information contact the Latin America Education Services Help Desk at:
training.lacr@motorolasolutions.com



SPECTRUM FREQUENCIES SYSTEMS

5 DAYS RDS1037

 ESPAÑOL  PORTUGUÊS

COURSE OVERVIEW

This course shows the students the functioning and adjustment of Combiners, Duplexers and Antennas. In addition to amplifiers operating theories and Top Multi couplers, reception systems sensitivity, Spectrum Analyzer. It will also be shown how to build up the major types of RF connectors.

TARGET AUDIENCE

Maintenance Technicians/Engineers

COURSE OBJECTIVES

On completion of this course delegates will be able to:

- Set combiners and duplexers
- Know what type of antenna to use for the system
- Adjust the receiving system in relation to noise and signal to manufacture the connectors properly

REQUISITE KNOWLEDGE

Knowledge on basic electronic concepts

PREREQUISITES

None



COMMUNICATION SYSTEMS CONCEPTS

5 DAYS NST021

 ESPAÑOL

COURSE OVERVIEW

This course emphasizes the concepts behind RF Systems theory and operation. Major topics covered include:

- RF System Operation, including talkaround, repeater operation, and types of signaling used in RF Systems
- A basic walkthrough of building a communication system from Simplex, to Half Duplex, Voting Systems, and Simulcast is done, emphasizing the improvements in communication obtained with each step.
- Trunking Operation, including Smartzone operation
- Types of modulation used in RF System operation, including ASTRO®
- Radio frequency path including the antenna and transmission line
- Decibels and their uses on the job
- RF Propagation/RF Interference
- Basic Troubleshooting practices from the system perspective

TARGET AUDIENCE

Individuals who are interested in the operational concepts driving modern communication systems.

COURSE OBJECTIVES

Upon completing this course, the student will be able to:

- Define terms commonly used in two-way communication systems
- Effectively use two-way radio communication systems knowledge to troubleshoot typical two-way communication radio systems
- Develop requirements for a two-way radio system by establishing programming and protocol requirements as requested
- Improve skills in the interpretation of typical two-way radio checks of the receiver, transmitter and the antenna system to troubleshoot a two-way radio communication system
- Use decibels to interpret the radio frequency path and antenna system to describe expected radio communication system performance and troubleshooting

REQUISITE KNOWLEDGE

- Knowledge of basic electronics
- Experience using standard communication test equipment

PREREQUISITES

None



NETWORKING ESSENTIALS IN MOTOROLA SOLUTIONS COMMUNICATIONS EQUIPMENT

5 DAYS NST762

 ESPAÑOL  PORTUGUÊS

COURSE OVERVIEW

The Networking Essentials in Motorola Solutions Communications Equipment course provides the technician with the essential elements of networking required for the installation and maintenance of most Motorola Solutions communications systems. The course includes ample hands-on and basic troubleshooting on network elements.

TARGET AUDIENCE

System Technicians

COURSE OBJECTIVES

After completing this course, the student will be able to:

- Recall basic network terminology
- Compare basic configuration types, both logical and physical
- Describe the basic OSI (Open System Interconnect) model compared with the TCP/IP model
- Construct a basic LAN with a Windows Server Domain Controller and workstations
- Examine the interaction between the routers through their configurations
- Use common network commands to simulate traffic and validate connectivity and routing

REQUISITE KNOWLEDGE

- An understanding of basic Motorola Communications Systems
- Basic familiarization with computer operating systems
- Completion of Basic Networking course (RDS0003) or equivalent experience

PREREQUISITES

None

RADIO SOLUTIONS FOUNDATIONAL

For information on prerequisites and to register for courses visit the LXP at: LEARNING.MOTOROLASOLUTIONS.COM

For general information contact the Latin America Education Services Help Desk at: training.lacr@motorolasolutions.com



SITE INSTALLATION PRACTICES WORKSHOP R56

4 DAYS NST925

 ESPAÑOL  PORTUGUÊS

COURSE OVERVIEW

The Site Installation Practices Workshop (R56) course is designed to present the standards and guidelines for installing a Motorola Solutions communication system. Participants will understand how a properly installed system can help to ensure a safe and efficient communications system, reducing system down time.

TARGET AUDIENCE

Technicians who need an introduction to the R56 processes.

COURSE OBJECTIVES

After completing this course, the student will be able to:

- List the purposes of grounding and evaluate their importance in terms of personal safety and effective system installation and protection
- Apply principles of basic electronics to the installation standards found in the R56 manual
- Determine how an effectively installed ground system provides protection for a communication system from a lightning strike or electrical anomalies
- List the minimum requirements and specifications for the external and internal ground system
- List the minimum requirements and specifications for installation equipment, cables and documentation for a reliable communication system installation
- Investigate sources for possible solutions to various installation scenarios

REQUISITE KNOWLEDGE

Graduate of a basic electronics course

PREREQUISITES

None



BRIDGING THE KNOWLEDGE GAP FOR ASTRO® 25 – TECHNICIAN

4 HRS ACT100E

 PORTUGUÊS

COURSE OVERVIEW

This course is designed to bring Technicians from different technical backgrounds and experience levels to a common starting point for the ASTRO® 25 curriculum. This course provides information from the basic concepts of radio communication systems and computer networking features, through the evolution that led to the ASTRO® 25 trunking system's architecture.

TARGET AUDIENCE

This course is intended for System Technicians, and other ASTRO® 25 system users who are new to trunked radio systems. Also those with experience in non-IP-based radio systems like SmartNet and SmartZone.

COURSE OBJECTIVES

After completing this course, the student will be able to:


- Explain the different radio system concepts as applied to conventional and trunked systems
- Compare analog radio communication signaling to ASTRO® 25 radio communications signaling
- Identify different communication concepts using representative block diagrams of the respective systems
- Compare radio system communication concepts using representative block diagrams of the respective systems
- Compare how voice and data, information flow through different radio communication system types and how the signaling information controls that flow of information
- Describe the features of each radio communication system in terms of advantages and disadvantages

REQUISITE KNOWLEDGE

None

PREREQUISITES

None



BRIDGING THE KNOWLEDGE GAP FOR ASTRO® 25 – SYSTEM ADMINISTRATOR

4 HRS ACT101E

 PORTUGUÊS

COURSE OVERVIEW

This course is designed to bring Administrators from different technical backgrounds and experience levels to a common starting point for the ASTRO® 25 curriculum. This course provides five modules from the basic concepts of radio communication systems and computer networking features, through the evolution that led to the ASTRO® 25 trunking system's architecture.

TARGET AUDIENCE

System Administrators who are new to trunked radio systems. Also those with experience in non-IP-based radio systems like SmartNet and SmartZone.

COURSE OBJECTIVES

After completing this course, the student will be able to:

- Identify different communication concepts using representative block diagrams of the respective systems
- Compare radio system communication concepts using representative block diagrams of the respective systems
- Compare how voice and data information flows through different radio communication system types, and how the signaling information controls that flow of information
- Describe the features of each radio communication system in terms of advantages and disadvantages
- Explain the Trunked Radio System Concepts

REQUISITE KNOWLEDGE

None

PREREQUISITES

None

RADIO SOLUTIONS FOUNDATIONAL

For information on prerequisites and to register for courses visit the LXP at:
LEARNING.MOTOROLASOLUTIONS.COM

For general information contact the Latin America Education Services Help Desk at:
training.lacr@motorolasolutions.com



COURSE OVERVIEW

The ASTRO® 25 Systems Applied Networking course provides technicians with the necessary networking information required for understanding the network components installed in modern Motorola communications systems. The course includes familiarization with basic networking concepts, and the networking components deployed in the ASTRO® 25 System.

TARGET AUDIENCE

Technical System Managers and Technicians

COURSE OBJECTIVES

After completing this course, the student will be able to:

- Describe ASTRO® 25 topologies.
- Describe ASTRO® 25 traffic flows.
- Describe TCP/IP addressing in an ASTRO® 25 network.
- Configure switches and verify switch operation.
- Configure routers and verify router operation.
- Compare Motorola GGM 8000 routers and Juniper routers.
- Perform common maintenance tasks for switches and routers.
- Describe IP Multicast addresses and talkgroup operation.
- Describe network management functions and applications.
- Describe Information Assurance in ASTRO® 25.
- Describe extended topologies such as the Data Subsystem and ISSI.

REQUISITE KNOWLEDGE

Completion of the following course(s) or equivalent experience:

- NST762 Networking Essentials in Motorola Communications Systems

PREREQUISITES

None

ASTRO® 25 IV&D SYSTEM COURSES

ASTRO® 25 IV&D SYSTEM OVERVIEW (AST1038)	31
ASTRO® 25 IV&D DYNAMIC SYSTEM RESILIENCE (ACS715023)	32
ASTRO 25 IV&D SYSTEM ARCHITECTURE AND LAYOUT OVERVIEW (AST1067)	31
ASTRO® 25 IV&D RADIO SYSTEM ADMINISTRATOR WORKSHOP (AST4102)	31
ASTRO® 25 IV&D WITH M CORE WORKSHOP (AST4103)	32
ASTRO® 25 IV&D SECURE COMMUNICATIONS WORKSHOP (AST4207)	33
ASTRO® 25 IV&D GTR 8000 REPEATER SITE WORKSHOP (AST4208)	33
ASTRO® 25 IV&D CONVENTIONAL CORE WITH CONFIGURATION MANAGER WORKSHOP (AST4410)	33
ASTRO® 25 IV&D CONVENTIONAL RF SITE WORKSHOP (AST4440)	33
ASTRO® 25 SYSTEMS FLEETMAPPING (RDS1017)	31
ASTRO® 25 RADIO AUTHENTICATION (AST2038)	34
NEW FEATURES FOR ASTRO® 25 2022.X (AST0128)	34
ASTRO® 25 IV&D INTRODUCTION TO RADIO SYSTEM MANAGEMENT APPLICATIONS (AST1074)	35

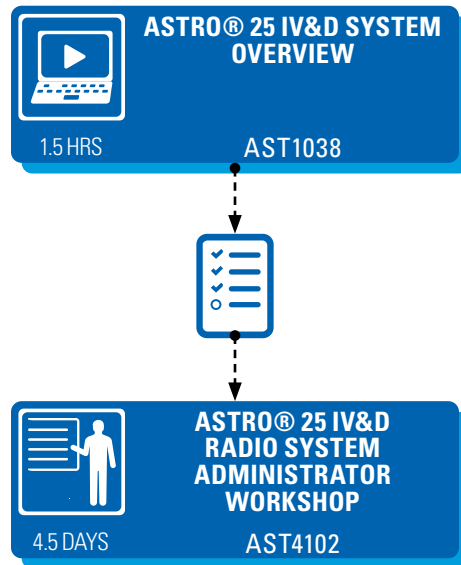


RADIO SOLUTIONS ASTRO® 25 IV&D SYSTEMS

For information on prerequisites and to register for courses visit the LXP at:
LEARNING.MOTOROLASOLUTIONS.COM

For general information contact the Latin America Education Services Help Desk at:
training.lacr@motorolasolutions.com

ASTRO® 25 IV&D RADIO SYSTEM ADMINISTRATOR



RECOMMENDED CURRICULUM IS COMPLETE

PARTICIPANT SHOULD BE ABLE TO CARRY OUT ADMINISTRATIVE TASKS IN THE ASTRO® 25 IV&D SYSTEM SUCH AS: PROVISIONING SUBSCRIBERS AND TALK GROUPS, GENERATING HISTORICAL REPORTS, CONTROLLING DEPLOYED SUBSCRIBERS AND MANAGING NETWORK ELEMENT CONFIGURATIONS. PARTICIPANT UNDERSTANDS FACTORS OF SYSTEM CONFIGURATION THAT IMPACT ASTRO® 25 SYSTEM MANAGEMENT.

OPTIONAL TRAINING ROADMAP

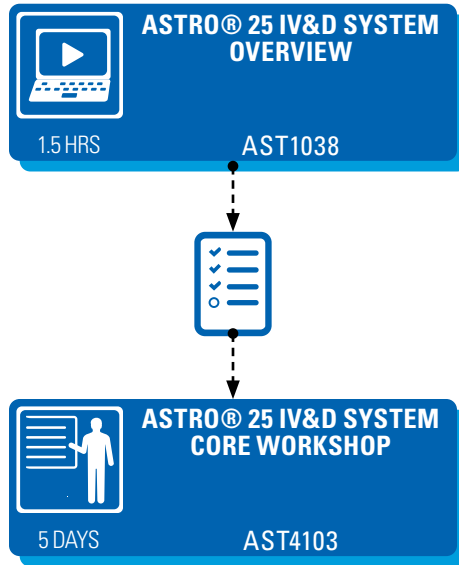
OPTIONAL TRAINING ROADMAP AVAILABLE.
CLICK ON THIS LINK TO GO TO PAGE 30
FOR ADDITIONAL DETAILS.

RADIO SOLUTIONS ASTRO® 25 IV&D SYSTEMS

For information on prerequisites and to register for courses visit the LXP at:
LEARNING.MOTOROLASOLUTIONS.COM

For general information contact the Latin America Education Services Help Desk at:
training.lacr@motorolasolutions.com

ASTRO® 25 IV&D ASTRO SYSTEM CORE TECHNICIAN



RECOMMENDED CURRICULUM IS COMPLETE



PARTICIPANT SHOULD UNDERSTAND ASTRO® 25 M CORE COMPONENTS, VIRTUAL SERVERS AND SERVICE STRATEGY. PARTICIPANT CAN INTERPRET SYSTEM ALARMS, PROPOSE SOLUTIONS FOR SYSTEM FAILURES, AND AS WELL AS RESTORING EQUIPMENT TO PROPER FUNCTIONALITY.

OPTIONAL TRAINING ROADMAP

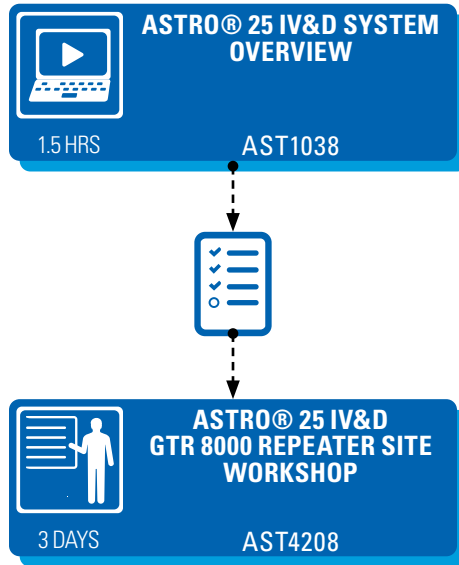
OPTIONAL TRAINING ROADMAP AVAILABLE.
CLICK ON THIS LINK TO GO TO PAGE 30
FOR ADDITIONAL DETAILS.

RADIO SOLUTIONS ASTRO® 25 IV&D SYSTEMS

For information on prerequisites and to register for courses visit the LXP at:
LEARNING.MOTOROLASOLUTIONS.COM

For general information contact the Latin America Education Services Help Desk at:
training.lacr@motorolasolutions.com

ASTRO® 25 IV&D REPEATER SITE TECHNICIAN (GTR)



RECOMMENDED CURRICULUM IS COMPLETE



PARTICIPANT CAN MAINTAIN AN ASTRO® 25 REPEATER SITE INCLUDING: GTR8000 BASE STATION, GCP8000 SITE CONTROLLER AND OTHER SITE EQUIPMENT.

OPTIONAL TRAINING ROADMAP

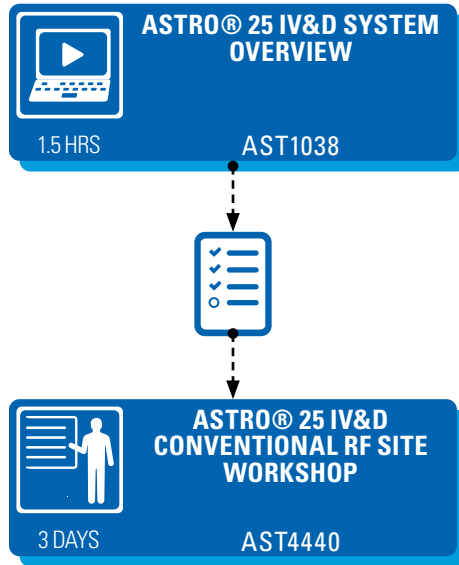
OPTIONAL TRAINING ROADMAP AVAILABLE.
CLICK ON THIS LINK TO GO TO PAGE 30
FOR ADDITIONAL DETAILS.

RADIO SOLUTIONS ASTRO® 25 IV&D SYSTEMS

For information on prerequisites and to register for courses visit the LXP at:
LEARNING.MOTOROLASOLUTIONS.COM

For general information contact the Latin America Education Services Help Desk at:
training.lacr@motorolasolutions.com

ASTRO® 25 IV&D CONVENTIONAL RF SITE TECHNICIAN



RECOMMENDED CURRICULUM IS COMPLETE



OPTIONAL TRAINING ROADMAP

OPTIONAL TRAINING ROADMAP AVAILABLE.
CLICK ON THIS LINK TO GO TO PAGE 30
FOR ADDITIONAL DETAILS.

RADIO SOLUTIONS ASTRO® 25 IV&D SYSTEMS

For information on prerequisites and to register for courses visit the LXP at:
LEARNING.MOTOROLASOLUTIONS.COM

For general information contact the Latin America Education Services Help Desk at:
training.lacr@motorolasolutions.com

ASTRO® IV&D OPTIONAL TRAINING CURRICULUM

Motorola Solutions offers optional training for those participants who have completed their ASTRO® 25 curriculum and want to learn more about their system's infrastructure and/or features.

Select the training course below applicable to your system.



**ASTRO® 25 IV&D
DYNAMIC SYSTEM
RESILIENCE**

1 HR ACS715023



**ASTRO® 25 SYSTEMS
FLEETMAPPING**

2 DAYS RDS1017

SUBSCRIBER OPTIONAL TRAINING CURRICULUM



**APX™ CPS PROGRAMMING
AND TEMPLATE BUILDING**

2 DAYS APX7001

 ESPAÑOL  PORTUGUÊS



**APX™ TECHNICAL
SUBSCRIBER ACADEMY**

5 DAYS APX010

 ESPAÑOL  PORTUGUÊS

RADIO SOLUTIONS ASTRO® 25 IV&D SYSTEMS

For information on prerequisites and to register for courses visit the LXP at: LEARNING.MOTOROLASOLUTIONS.COM

For general information contact the Latin America Education Services Help Desk at: training.lacr@motorolasolutions.com



ASTRO® 25 IV&D SYSTEM OVERVIEW

1.5 HRS AST1038

 ESPAÑOL  PORTUGUÊS

COURSE OVERVIEW

The ASTRO® 25 IV&D System Overview course will provide participants with knowledge and understanding of the ASTRO® 25 IV&D system. This course will address M, L and K Core systems. System architecture, components and features will be explained. In addition, RF and console sites and their architecture, features and components will be discussed. Finally, call processing for voice and mobile data applications will be covered, and an introduction to applications available in the ASTRO® 25 system will be provided.

TARGET AUDIENCE

Core Technicians, Site Technicians, Console Technicians, Core Managers.

COURSE OBJECTIVES

After completing this course, the student will be able to:

- Understand the general architecture of an ASTRO® 25 IV&D Radio System
- Understand key features of available in the ASTRO® 25 IV&D Radio System
- Understand the components of the ASTRO® 25 Zone Core
- Understand site components in the ASTRO® 25 system
- Understand the features, capabilities and components of the MCC7000 series dispatch consoles
- Understand concepts of Mobility and Call Processing in the ASTRO® 25
- Understand the applications for managing the ASTRO® 25 system

REQUISITE KNOWLEDGE

None

PREREQUISITES

None



ASTRO® 25 IV&D DYNAMIC SYSTEM RESILIENCE

1 HR ACS715023

COURSE OVERVIEW

The ASTRO® 25 IV&D Dynamic System Resilience (DSR) Overview is a self-study training course intended to provide a technical overview of DSR. The course describes how DSR adds a geographically separate backup for the Master Site to protect against a catastrophic failure.

TARGET AUDIENCE

System Administrators, System Technicians, Field Technicians

COURSE OBJECTIVES

After completing this course, the student will be able to:

- Differentiate between a non-DSR Master Site and a DSR Master Site
- Describe the DSR components, operation and functionality of each of the following services:
 - Voice
 - Data
 - Network Management
 - Network Transport
 - IP Services

REQUISITE KNOWLEDGE

Completion of the following course(s) or equivalent experience:

- AST1038 ASTRO® 25 IV&D System Overview

PREREQUISITES

None



ASTRO 25 IV&D SYSTEM ARCHITECTURE AND LAYOUT OVERVIEW

8 HRS AST1067

 ESPAÑOL  PORTUGUÊS

COURSE OVERVIEW

The course provides a general description of the architecture, functions and components of an ASTRO trunking system.

TARGET AUDIENCE

System administrators, technical system administrators, system technicians, field service technicians.

COURSE OBJECTIVES

At the end of this course, the student will be able to:

- Describe the general architecture of an ASTRO 25 Radio System.
- List key features available in the ASTRO 25 Zone Core.
- Define components of the ASTRO 25 system.
- Summarize site components in the ASTRO 25 system.
- Explain the features, capabilities and components of dispatch consoles in the ASTRO 25 system.
- Recognize Mobility and Call Processing in the ASTRO 25.
- Identify applications and features for managing the ASTRO 25 system.

REQUISITE KNOWLEDGE

None

PREREQUISITES

None

RADIO SOLUTIONS ASTRO® 25 IV&D SYSTEMS

For information on prerequisites and to register for courses visit the LXP at: LEARNING.MOTOROLASOLUTIONS.COM

For general information contact the Latin America Education Services Help Desk at: training.lacr@motorolasolutions.com



**ASTRO® 25 IV&D
RADIO SYSTEM
ADMINISTRATOR
WORKSHOP**

5 DAYS AST4102

 ESPAÑOL  PORTUGUÊS

COURSE OVERVIEW

This workshop covers administrator functions for an ASTRO® 25 Integrated Voice and Data (IV&D) System. Learning activities in this course focus on how to use the different ASTRO® 25 IV&D System Management applications. Participants will be provided with an opportunity to discuss how to structure their organization and personnel for optimal ASTRO® 25 IV&D system use.

TARGET AUDIENCE

System Administrators, Technical System Administrators, System Technicians, and other Application Users.

COURSE OBJECTIVES

After completing this course, the student will be able to:

- Describe the relationship between radio programming, console administration and system management, and the impact of this relationship on system planning.
- List the network management tools applicable at each phase of the system life cycle.
- Identify the advantages and disadvantages of options available for the configuration of system infrastructure and user parameters.
- Use the report and real-time data to monitor performance and make adjustments necessary to maintain acceptable system performance levels.

REQUISITE KNOWLEDGE

Completion of the following courses or equivalent experience:

- AST1038 ASTRO® 25 IV&D System Overview
- ACT101E Bridging the Knowledge Gap – System Administrators
- NST762 Networking Essentials in Communication Equipment
- AST4104 ASTRO® 25 Applied Networking

PREREQUISITES

None



**ASTRO® 25 IV&D SYSTEM
CORE WORKSHOP**

5 DAYS AST4103

 ESPAÑOL  PORTUGUÊS

COURSE OVERVIEW

The ASTRO® 25 IV&D with ASTRO® 25 System Core course teaches advanced troubleshooting skills and best practices for the Trunked Large Systems. The course also focuses on gathering and analyzing system information to implement appropriate action(s) that return a system to full operational status.

TARGET AUDIENCE

ASTRO® 25 System Core Master Site Technicians

COURSE OBJECTIVES

After completing this course, the participant will be able to:

- Describe the ASTRO® 25 System architecture.
- Identify the functional and radio subsystems that comprise the ASTRO® 25 System.
- Explain and discuss call flow and data flow through Large System Core devices and their subsystems.
- Perform recommended routine maintenance procedures for the ASTRO® 25 Large System Core.
- Utilize the troubleshooting tools to diagnose a fault and restore the Large System Core to the level of the Motorola-supported service strategy.

REQUISITE KNOWLEDGE

Completion of the following courses or equivalent experience:

- Bridging the Knowledge Gap (ACT100E or ACT101E)
- Networking Essentials in Communication Equipment (NST762)
- ASTRO® 25 Systems Applied Networking (AST4104)
- ASTRO® 25 IV&D System Overview (AST1038)

PREREQUISITES

None



**ASTRO® 25 IV&D
SECURE COMMUNICATIONS
WORKSHOP**

5 DAYS AST4207

 ESPAÑOL  PORTUGUÊS

COURSE OVERVIEW

This workshop describes planning, installation, configuration, operations, and troubleshooting of Secure Communications within the ASTRO® 25 IV&D System.

TARGET AUDIENCE

System Technicians, System Administrators, Technical System Managers

COURSE OBJECTIVES

After completing this course, the student will be able to:

- Plan, organize, and implement Secure Communications in an ASTRO® 25 IV&D system.
- Install and configure a Key Management Facility (KMF) system and related components.
- Demonstrate centralized key management using Over-the-Air-Rekeying (OTAR).
- Perform System Administrator functions using the KMF server and KMF client.
- Troubleshoot installation and configuration problems for the KMF server, KMF client, and KMF database.

REQUISITE KNOWLEDGE

Completion of the following courses or equivalent experience:

- ACT100E Bridging the Knowledge Gap - Technicians
- NST762 Networking Essentials in Communication Equipment

PREREQUISITES

None

RADIO SOLUTIONS ASTRO® 25 IV&D SYSTEMS

For information on prerequisites and to register for courses visit the LXP at: LEARNING.MOTOROLASOLUTIONS.COM

For general information contact the Latin America Education Services Help Desk at: training.lacr@motorolasolutions.com



**ASTRO® 25 IV&D
GTR 8000 REPEATER SITE
WORKSHOP**

3 DAYS **AST4208**

 ESPAÑOL  PORTUGUÊS

COURSE OVERVIEW

This workshop describes the components in the ASTRO® 25 IV&D System Repeater Site with GTR 8000 expandable site subsystem. This course also presents how the GTR 8000 expandable site subsystem operates and explains the tools and methods available for troubleshooting components within the subsystem.

TARGET AUDIENCE

GTR 8000 Site Technicians

COURSE OBJECTIVES

After completing this course, the student will be able to:

- Describe the ASTRO® 25 IV&D Repeater Site with GTR 8000 Expandable Site Subsystem configurations and components.
- Identify the GCP 8000 Site Controller functions and configuration requirements.
- Describe the connections and interfaces to the GCP 8000.
- Diagnose and troubleshoot the GCP 8000.
- Describe the functionality of the GTR 8000 Expandable Site Subsystem.
- Configure and troubleshoot the ASTRO® 25 Repeater Site with GTR 8000 Expandable Site Subsystem.
- Configure and troubleshoot the Network Transport subsystem.

REQUISITE KNOWLEDGE

Completion of the following courses or equivalent experience:

- AST1038 ASTRO® 25 IV&D System Overview
- ACT100E Bridging the Knowledge Gap - Technicians
- NST762 Networking Essentials in Communication Equipment
- AST4104 ASTRO®25 Applied Networking

PREREQUISITES

None



**ASTRO® 25 IV&D
CONVENTIONAL CORE
WITH CONFIGURATION
MANAGER WORKSHOP**

3 DAYS **AST4410**

COURSE OVERVIEW

The ASTRO® 25 IV&D Conventional Core with Configuration Manager course teaches advanced troubleshooting skills and best practices for the ASTRO® 25 IV&D Conventional Core with Configuration Manager. It also focuses on administrator functions and how to use the ASTRO® 25 IV&D Configuration Manager applications. A technical introduction to the MCC 7500 as used within the ASTRO® 25 IV&D Conventional Core with Configuration Manager, including some administrator functions, is also provided. Learning activities focus on gathering and analyzing system information to implement the appropriate actions that return a system to full operational status.

TARGET AUDIENCE

Master Site Technicians, System Administrators, Technical System Administrators, System Technicians, and other Application Users

COURSE OBJECTIVES

After completing the course the participant will be able to:

- Understand the key physical and functional characteristics of the ASTRO® 25 Conventional Core with Configuration Manager system.
- Perform tasks necessary to install the ASTRO® 25 Conventional Core with Configuration Manager system components.
- Perform configuration steps for the ASTRO® 25 Conventional Core with Configuration Manager system components.
- Understand the available maintenance tools and indicators in the ASTRO® 25 Conventional Core with Configuration Manager system.

REQUISITE KNOWLEDGE

Completion of the following courses or equivalent experience:

- ACT101E Bridging the Knowledge Gap – System Administrators
- NST762 Networking Essentials in Motorola Communications Equipment
- AST4104 ASTRO® 25 System Applied Networking
- AST1038 ASTRO® 25 IV&D System Overview

PREREQUISITES

None



**ASTRO® 25 IV&D
CONVENTIONAL RF SITE
WORKSHOP**

3 DAYS **AST4440**

COURSE OVERVIEW

The ASTRO® 25 IV&D Conventional RF Site workshop describes the components in the different ASTRO® 25 IV&D Conventional RF Sites topologies. This course also presents how the different ASTRO® 25 IV&D Conventional RF Sites topologies operate and explains the tools and methods available for troubleshooting components within the different ASTRO® 25 IV&D Conventional RF Sites topologies.

TARGET AUDIENCE

Site Technicians

COURSE OBJECTIVES

After completing the course the participant will be able to:

- Understand key physical and functional characteristics of conventional site.
- Perform tasks necessary to install conventional site components.
- Perform configuration steps for conventional site components.
- Understand available maintenance tools and indicators in conventional site.

REQUISITE KNOWLEDGE

Completion of the following course(s) or equivalent experience:

- ACT101E Bridging the Knowledge Gap – System Administrators
- NST762 Networking Essentials in Motorola Communications Equipment
- AST4104 ASTRO® 25 System Applied Networking
- AST1038 ASTRO® 25 IV&D System Overview

PREREQUISITES

None

RADIO SOLUTIONS ASTRO® 25 IV&D SYSTEMS

For information on prerequisites and to register for courses visit the LXP at:
LEARNING.MOTOROLASOLUTIONS.COM

For general information contact the Latin America Education Services Help Desk at:
training.lacr@motorolasolutions.com



**ASTRO® 25 SYSTEMS
FLEETMAPPING**

2 DAYS RDS1017

COURSE OVERVIEW

This workshop addresses topics necessary for the effective planning and mapping of an ASTRO® 25 IV&D radio system. During this course, the participants will learn about ASTRO® 25 features, capabilities, and restrictions in order to effectively plan and prepare for a new or upgraded ASTRO® 25 system.

TARGET AUDIENCE

This course is intended for technical support staff who are involved in planning and mapping of an ASTRO® 25 IV&D radio system

COURSE OBJECTIVES

After completing this course, the student will be able to:

- Discuss what a fleetmap is and why one is needed.
- Discuss the methodologies used to configure radio users and groups with the goal of optimizing the system resources.
- Describe the content to assist with fleetmapping decisions.
- Discuss frequency band plan organization and management.
- Describe basic planning requirements and complete a simple Fleetmap information template.
- Complete worksheets required to create a Fleetmap based on sample operational requirement information.

REQUISITE KNOWLEDGE

None

PREREQUISITES

None



**ASTRO® 25 RADIO
AUTHENTICATION**

2 DAYS AST2038

COURSE OVERVIEW

This course describes the Radio Authentication feature and defines the HW/SW components in the Radio Authentication system. In addition the course describes the Radio Authentication process, discusses the various Keys usage in Radio Authentication. The students will understand how to provision and distribute relevant Keys using the AuC Client GUI to access the AuC Server. Students will understand how to enable Radio Authentication in the System, how to configure the KVL 5000 for Radio Authentication and how to manage subscribers from the AuC.

TARGET AUDIENCE

Customer Administrators or Technicians.

COURSE OBJECTIVES

At the end of this course, you should be able to:

- Describe Radio Authentication features and HW/SW components
- Describe the Radio Authentication process
- Discuss the Keys used in Radio Authentication
- Provision and Distribute relevant Keys
- Describe the AuC Client GUI
- Enable Radio Authentication in the System
- Configure the KVL 5000 for Radio Authentication
- Manage Subscribers from the AuC Client
- Discuss Radio Authentication functionality in a DSR system.

REQUISITE KNOWLEDGE

Completion of the following courses or equivalent experience:

- Radio System Administration or equivalent knowledge of the Provisioning Manager, ZoneWatch, Historical Reports, ATIA Log Viewer, Unified Event Manager (UEM), Unified Network Configurator (UNC).

Access to customer ASTRO25 Radio System, AuC Server/Client is required. Customer to provide working Motorola Solutions' portable radio(s) capable of placing calls on the System, access to working AuC client/server along with admin login credentials, access to a working KVL 5000 key loader that can upload keys to the AuC server.

PREREQUISITES

None



**NEW FEATURES FOR
ASTRO® 25 2022.X**

2 HRS AST0128

COURSE OVERVIEW

This course describes the new features and feature enhancements introduced in the ASTRO® 25 2022.X system release.

TARGET AUDIENCE

Technical Support Staff who need to get an awareness of the new features of the ASTRO® 25 Release 2022.X.

COURSE OBJECTIVES

At the end of this course, you should be able to:

- Identify and describe ASTRO® 25 2022.X new features and their system dependencies.
- Identify changes as a result of the upgrade early to more easily manage the changes.

REQUISITE KNOWLEDGE

None

PREREQUISITES

None

RADIO SOLUTIONS ASTRO® 25 IV&D SYSTEMS

For information on prerequisites and to register for courses visit the LXP at:
LEARNING.MOTOROLASOLUTIONS.COM

For general information contact the Latin America Education Services Help Desk at:
training.lacr@motorolasolutions.com



 ESPAÑOL  PORTUGUÊS

COURSE OVERVIEW

This course provides a high-level overview of the Motorola Radio System Management applications through recorded demonstrations of common system tasks.

TARGET AUDIENCE

System Managers, Technical System Managers, System Technicians, and other Application Users

COURSE OBJECTIVES

After completing this course, the student will be able to:

- Describe the purpose of Network Management applications used in an ASTRO system.
- Identify high-level capabilities of those Network Administrator applications.
- Familiarize with common operations allowed by those Network Administrator applications.

REQUISITE KNOWLEDGE

Completion of the following courses or equivalent experience:

- ACT100E Bridging the Knowledge Gap - Technicians
- AST1038 ASTRO® 25 IV&D System Overview
- AST4103 ASTRO® 25 IV&D System Core Workshop


PREREQUISITES

None

DIMETRA™ SYSTEMS COURSES

DIMETRA™ SYSTEM TRAINING IS ALSO AVAILABLE IN PREVIOUS RELEASES, PLEASE CONTACT MOTOROLA SOLUTIONS FOR MORE INFORMATION.

INTRODUCTION TO TRUNKED RADIO CONCEPTS (DMT0057)	42
DIMETRA™ X CORE D9.2 SYSTEM OVERVIEW (DMT9200)	42
DIMETRA™ X CORE D9.2 CONFIGURATION AND ADMINISTRATION WORKSHOP (DMT9201)	42
DIMETRA™ X CORE D9.2 FAULT MANAGEMENT WORKSHOP (DMT9202)	43
DIMETRA™ X CORE D9.2 PERFORMANCE MANAGEMENT WORKSHOP (DMT9203)	43
DIMETRA™ X CORE D9.2 TROUBLESHOOTING AND MAINTENANCE WORKSHOP (DMT9204)	43
DIMETRA™ X CORE D9.2 AIR INTERFACE ENCRYPTION, AUTHENTICATION, AND PROVISIONING (DMT9205)	44
DIMETRA X CORE D9.2 MSO RECOVERY AND RESTORATION WORKSHOP (DMT9208)	44
DIMETRA™ X CORE SECURE COMMUNICATIONS WORKSHOP (DMT2094)	44
DIMETRA™ EXPRESS SECURITY FEATURES: INSTALLATION, CONFIGURATION, AND MAINTENANCE (DMT1114)	45
DIMETRA™ EXPRESS INSTALLATION, CONFIGURATION AND MAINTENANCE WORKSHOP (DMT0036)	45



RADIO SOLUTIONS DIMETRA SYSTEMS

For information on prerequisites and to register for courses visit the LXP at: LEARNING.MOTOROLASOLUTIONS.COM

For general information contact the Latin America Education Services Help Desk at: training.lacr@motorolasolutions.com

DIMETRA™ MSO SYSTEM ENGINEER

 **DIMETRA™ X CORE D9.2 SYSTEM OVERVIEW**
3 DAYS DMT9200

 **DIMETRA™ X CORE D9.2 CONFIGURATION AND ADMINISTRATION WORKSHOP**
4 DAYS DMT9201

 **DIMETRA™ X CORE D9.2 FAULT MANAGEMENT WORKSHOP**
3 DAYS DMT9202

 **DIMETRA™ X CORE D9.2 TROUBLESHOOTING AND MAINTENANCE WORKSHOP**
5 DAYS DMT9204

 **DIMETRA™ X CORE D9.2 PERFORMANCE MANAGEMENT WORKSHOP**
3 DAYS DMT9203

OPTIONAL TRAINING

SECURE COMMUNICATIONS

 **DIMETRA™ X CORE SECURE COMMUNICATIONS WORKSHOP**
3 DAYS DMT2094

ENCRYPTION, AUTHENTICATION & PROVISIONING

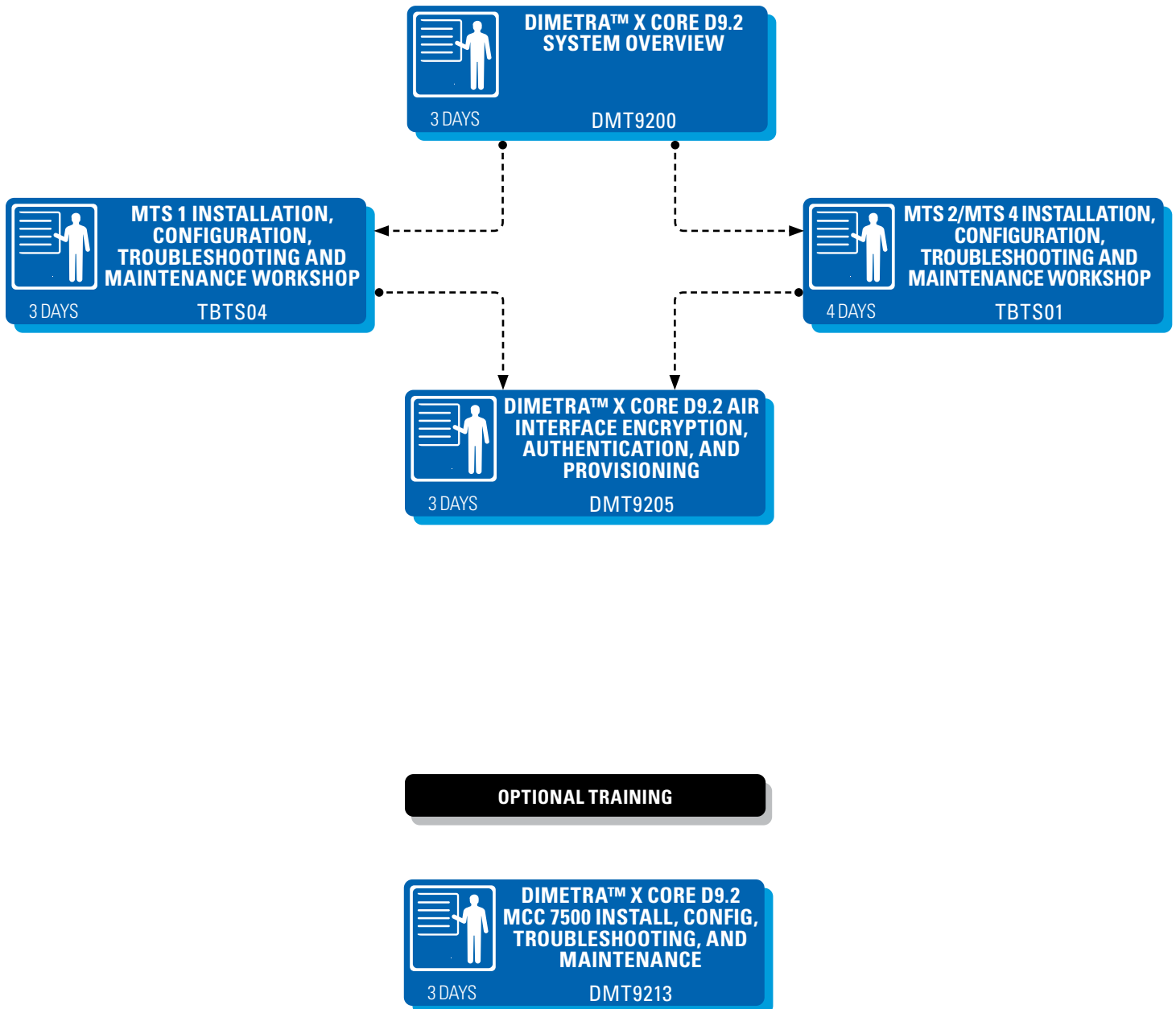
 **DIMETRA™ X CORE D9.2 AIR INTERFACE ENCRYPTION, AUTHENTICATION, AND PROVISIONING**
3 DAYS DMT9205

RADIO SOLUTIONS DIMETRA SYSTEMS

For information on prerequisites and to register for courses visit the LXP at: LEARNING.MOTOROLASOLUTIONS.COM

For general information contact the Latin America Education Services Help Desk at: training.lacr@motorolasolutions.com

DIMETRA™ FIELD ENGINEER

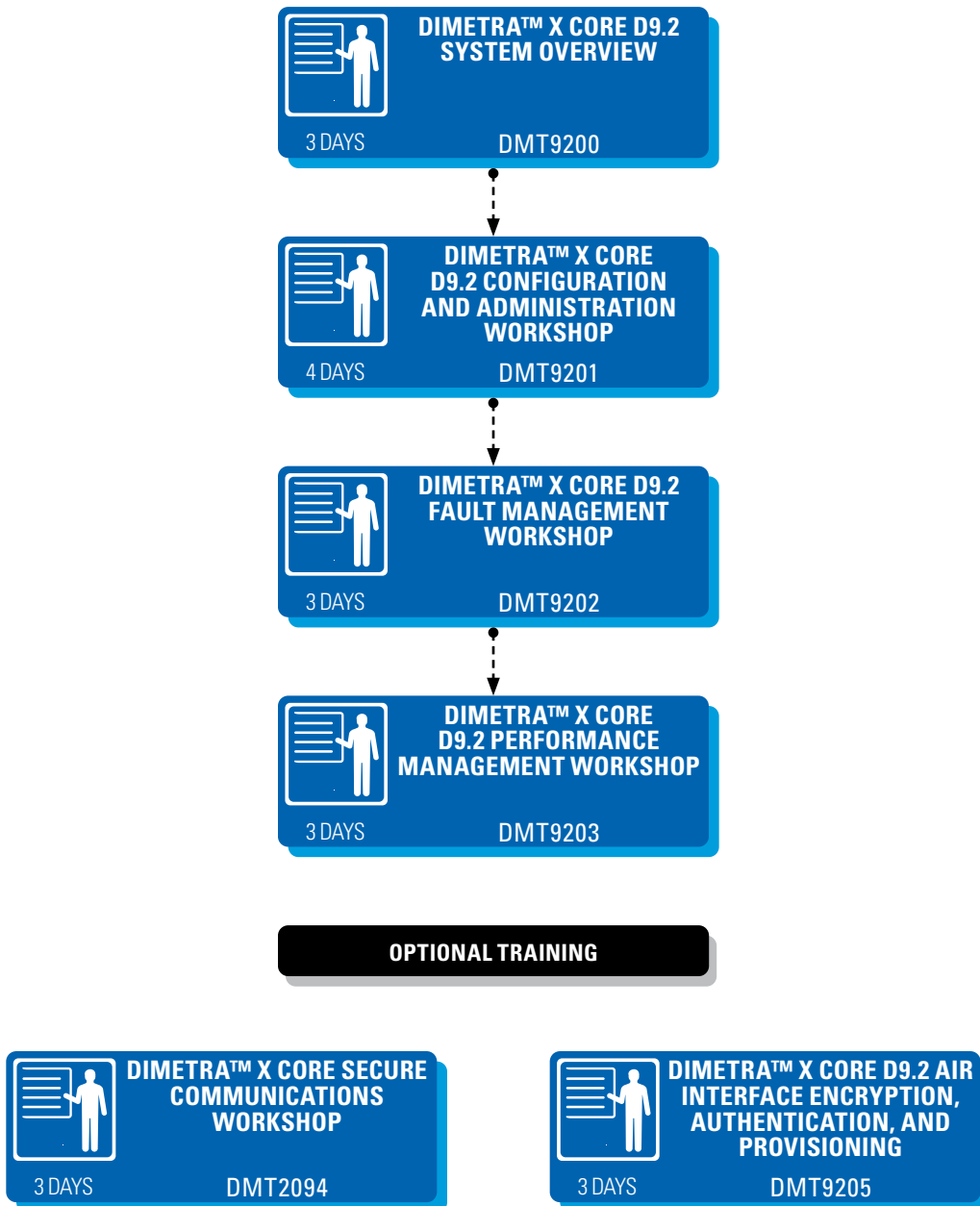


RADIO SOLUTIONS DIMETRA SYSTEMS

For information on prerequisites and to register for courses visit the LXP at: LEARNING.MOTOROLASOLUTIONS.COM

For general information contact the Latin America Education Services Help Desk at: training.lacr@motorolasolutions.com

DIMETRA™ SYSTEM ADMINISTRATOR



RADIO SOLUTIONS DIMETRA SYSTEMS

For information on prerequisites and to register for courses visit the LXP at: LEARNING.MOTOROLASOLUTIONS.COM

For general information contact the Latin America Education Services Help Desk at: training.lacr@motorolasolutions.com

DIMETRA™ DISPATCH ADMINISTRATOR



**DIMETRA™ X CORE D9.2
SYSTEM OVERVIEW**

3 DAYS DMT9200



**DIMETRA™ X CORE D9.2
MCC 7500 INSTALL, CONFIG,
TROUBLESHOOTING, AND
MAINTENANCE**

3 DAYS DMT9213



**DIMETRA™ X CORE D9.2
MCC 7500 ADMIN
WORKSHOP**

1 DAY DMT9211

OPTIONAL TRAINING



**DIMETRA™ X CORE SECURE
COMMUNICATIONS
WORKSHOP**

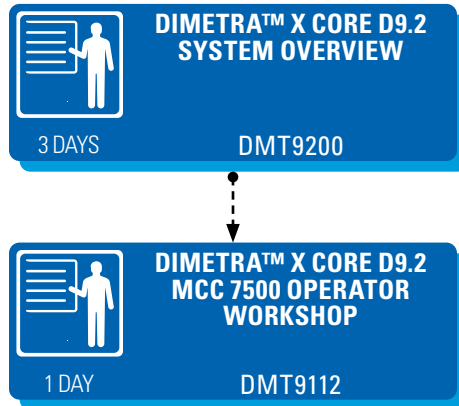
3 DAYS DMT2094

RADIO SOLUTIONS DIMETRA SYSTEMS

For information on prerequisites and to register for courses visit the LXP at:
LEARNING.MOTOROLASOLUTIONS.COM

For general information contact the Latin America Education Services Help Desk at:
training.lacr@motorolasolutions.com

DIMETRA™ DISPATCH OPERATOR



RADIO SOLUTIONS DIMETRA SYSTEMS

For information on prerequisites and to register for courses visit the LXP at:
LEARNING.MOTOROLASOLUTIONS.COM

For general information contact the Latin America Education Services Help Desk at:
training.lacr@motorolasolutions.com



INTRODUCTION TO TRUNKED RADIO CONCEPTS

0.5HRS DMT0057

COURSE OVERVIEW

This course provides an overview of basic radio concepts and the main technical characteristics of a TETRA Radio system. The course describes the principles of trunked and conventional radio systems.

TARGET AUDIENCE

All staff who require an overview of basic radio concepts and the main technical characteristics of a TETRA Radio system.

COURSE OBJECTIVES

By the end of the course, the student will be able to:

- Describe the operation of a Basic Conventional Radio system.
- Describe the advantages of a Trunked Radio system over a Conventional Radio system.
- Describe the main technical characteristics of a TETRA Radio system.

REQUISITE KNOWLEDGE

None

PREREQUISITES

None



DIMETRA™ X CORE D9.2 SYSTEM OVERVIEW

3 DAYS DMT9200

COURSE OVERVIEW

This course provides an overview of the features and functions of a DIMETRA™ X Core D9.2 system. The course includes descriptions of the various call types and system hardware functionality. Applications overview describes the purpose of the software used to manage and administer the system.

TARGET AUDIENCE

Individuals who need an overview of the DIMETRA X Core D9.2 system functionality and features..

COURSE OBJECTIVES

By the end of the course, the student will be able to:

- Describe DIMETRA X Core benefits.
- Describe DIMETRA X Core D9.2 features and their benefits.
- Describe DIMETRA X Core D9.2 Single Zone system components and their functionality.
- Describe the purpose and function of DIMETRA X Core D9.2 Network Management applications.
- Describe DIMETRA X Core D9.2 Multi-Zone system components and their functionality.
- Describe DIMETRA X Core D9.2 Inter-System Interface functionality.
- Describe how different types of calls are processed through a DIMETRA X Core D9.2 system.

REQUISITE KNOWLEDGE

DMT0057 - Introduction to Trunked Radio Concepts

PREREQUISITES

None



DIMETRA™ X CORE D9.2 CONFIGURATION AND ADMINISTRATION WORKSHOP

4 DAYS DMT9201

COURSE OVERVIEW

During this workshop, delegates will use configuration and administration applications to manage a DIMETRA™ X Core D9.2 system as they would on a daily basis. The delegates will perform configuration setup procedures for the more popular features and functions as well as common administration tasks, based on real business scenarios.

TARGET AUDIENCE

System managers responsible for configuration and administration of a DIMETRA X Core D9.2 system.

COURSE OBJECTIVES

By the end of the course, the student will be able to:

- Describe the purpose of configuration management and server administration within your DIMETRA X Core system.
- Describe fleetmapping and home zone map functions.
- Perform configuration procedures using User Configuration Manager (UCM).
- Perform configuration procedures using Zone Configuration Manager (ZCM).
- Perform configuration procedures using Radio Control Manager (RCM).
- Perform server database administration tasks.

REQUISITE KNOWLEDGE

Completion of the following course(s) or equivalent experience:

- DMT9200 DIMETRA X Core D9.2 System Overview

PREREQUISITES

None

RADIO SOLUTIONS DIMETRA SYSTEMS

For information on prerequisites and to register for courses visit the LXP at:
LEARNING.MOTOROLASOLUTIONS.COM

For general information contact the Latin America Education Services Help Desk at:
training.lacr@motorolasolutions.com



**DIMETRA™ X CORE D9.2
FAULT MANAGEMENT
WORKSHOP**

3 DAYS DMT9202

COURSE OVERVIEW

The workshop will allow delegates to use applications to identify faults on systems components using a live DIMETRA X Core D9.2 system and within the context of business scenarios.

TARGET AUDIENCE

System operations staff and field engineers who perform fault management tasks on a DIMETRA X Core D9.2 system.

COURSE OBJECTIVES

By the end of the course, the student will be able to:

- Define the role of Fault Management within Network Management.
- Define the role of each of the applications used within Fault Management.

Use the following applications to facilitate Fault Management:

- Unified Event Manager (UEM)
- Transport Network Device Manager (TNDM)
- Zone Configuration Manager (ZCM)
- System Health Application Suite (SHAS)
- Perform backup and restore tasks using the Enhanced Software Update (ESU)

REQUISITE KNOWLEDGE

Completion of the following course(s) or equivalent experience:

- DMT9200 DIMETRA X Core D9.2 System Overview

PREREQUISITES

None



**DIMETRA™ X CORE
D9.2 PERFORMANCE
MANAGEMENT WORKSHOP**

3 DAYS DMT9203

COURSE OVERVIEW

During this workshop, delegates will use applications on a live DIMETRA™ X Core D9.2 system based on real business scenarios. Delegates will learn how to interpret system and user performance based on call traffic and device statistics.

TARGET AUDIENCE

System operators and managers who monitor and collect system statistics on a DIMETRA X Core D9.2 system.

COURSE OBJECTIVES

By the end of the course, the student will be able to:

- Describe the factors that affect system performance.
- Describe the Performance Management Analysis process.
- List the Performance Management applications used in a DIMETRA X Core system.
- Describe the purpose of system reports, system usage applications and device statistics in Performance Management activities.
- Access and navigate DIMETRA Performance Management applications to monitor system activity and generate system reports.

REQUISITE KNOWLEDGE

Completion of the following course(s) or equivalent experience:

- DMT9200 DIMETRA X Core D9.2 System Overview

PREREQUISITES

None



**DIMETRA™ X CORE D9.2
TROUBLESHOOTING AND
MAINTENANCE WORKSHOP**

5 DAYS DMT9204

COURSE OVERVIEW

During this workshop, delegates will troubleshoot and maintain a live DIMETRA™ X Core D9.2 system using business scenarios, troubleshooting procedures, and diagnostic applications. Delegates will also perform complex FRU/FRE procedures to resolve hardware faults.

TARGET AUDIENCE

System and Field Engineers who troubleshoot and maintain a DIMETRA X Core D9.2 system.

COURSE OBJECTIVES

By the end of the course, the student will be able to:

- Describe troubleshooting model process, system support tools, and technical support services provided by Motorola Solutions.
- Describe the DIMETRA X Core system architecture.
- Perform troubleshooting procedures using system troubleshooting tools.
- Perform recommended routine maintenance procedures for a DIMETRA X Core system.
- Perform replacement procedures and reconfigure faulty Field Replaceable Units (FRUs) and Field Replaceable Equipment/Entities (FREs) within a DIMETRA X Core system.
- Perform verification procedures on FRU/FRE replacement.

REQUISITE KNOWLEDGE

Completion of the following course(s) or equivalent experience:

- DMT9200 DIMETRA X Core D9.2 System Overview
- DMT9202 DIMETRA X Core D9.2 Fault Management Workshop

PREREQUISITES

None

RADIO SOLUTIONS DIMETRA SYSTEMS

For information on prerequisites and to register for courses visit the LXP at:
LEARNING.MOTOROLASOLUTIONS.COM

For general information contact the Latin America Education Services Help Desk at:
training.lacr@motorolasolutions.com



DIMETRA™ X CORE D9.2 AIR INTERFACE ENCRYPTION, AUTHENTICATION, AND PROVISIONING

3 DAYS DMT9205

COURSE OVERVIEW

During this workshop, students will perform key management tasks on a live DIMETRA™ X Core D9.2 system. Students will perform authentication and provisioning procedures for the daily administration of user authentication and provisioning based on real business scenarios.

TARGET AUDIENCE

System operators and managers responsible for the provisioning and management of key authentication in a DIMETRA X Core D9.2 system.

COURSE OBJECTIVES

By the end of this course, the student will be able to:

- Describe how Air Interface Encryption and Authentication work within the DIMETRA X Core system.
- Describe the hardware components used in the Encryption and Authentication Process.
- Describe TETRA radio authentication in the DIMETRA X Core system.
- Describe the TETRA security classes.
- Describe the DIMETRA X Core encryption keys.
- Describe distribution, storage, key updates and key management of Air Interface Encryption and Authentication keys.
- Perform Encryption Key management procedures using the Enhanced AuC, PrC, and KVL system components.
- Describe operational principles of the GCK feature.
- Perform provisioning of the TETRA radios for Authentication and Encryption.
- Perform EAuC administration and management tasks.
- Conduct EAuC backup and restore.

REQUISITE KNOWLEDGE

Completion of the following course(s) or equivalent experience:

- DMT9200 DIMETRA X Core D9.2 System Overview

PREREQUISITES

None



DIMETRA X CORE D9.2 MSO RECOVERY AND RESTORATION WORKSHOP

5 DAYS DMT9208

COURSE OVERVIEW

During this workshop, delegates will perform complete hardware, software, and database restorations of the DIMETRA™ X Core MSO system. The tasks will be carried out in a lab environment through hands-on activities according to the procedures and guidelines from system documentation.

TARGET AUDIENCE

Individuals who troubleshoot and maintain a DIMETRA X Core D9.2 system.

COURSE OBJECTIVES

By the end of the course, the student will be able to:

- Performing complete system backup prior to reinstallation.
- Completing system power down.
- Reinstalling system hardware/software.
- Restoring the system database and reconfiguring the system back to its original operating conditions.
- Performing post-restoration check and test.

REQUISITE KNOWLEDGE

Completion of the following courses or equivalent experience may be required, depending on the system:

- DMT9205 DIMETRA X Core D9.2 Air Interface Encryption, Authentication, and Provisioning
- DMT9206 DIMETRA X Core D9.2 Network Security

PREREQUISITES

None



DIMETRA™ X CORE SECURE COMMUNICATIONS WORKSHOP

3 DAYS DMT2094

COURSE OVERVIEW

During the workshop, delegates will perform key management, administrative, and maintenance tasks on a live DIMETRA™ X Core system. Using real business scenarios, this workshop will allow delegates to perform key management, key transference, maintenance, and troubleshooting procedures on the Key Management Facility (KMF) server and client.

TARGET AUDIENCE

System operators, managers, and field technicians responsible for the management and maintenance of secure end-to-end communications in a DIMETRA X Core system.

COURSE OBJECTIVES

By the end of the course, the student will be able to:

- Describe the theory of DIMETRA secure communications operation.
- Carry out KMF administration.
- Utilize the E2E KVL.
- Perform KMF OTAK/OTEK management activities and procedures.
- Administer the KMF server.
- Set up an MCC 7500S secure console.

REQUISITE KNOWLEDGE

Completion of the following course(s) or equivalent experience:

- DMT9200 DIMETRA X Core D9.2 System Overview

PREREQUISITES

None

RADIO SOLUTIONS DIMETRA SYSTEMS

For information on prerequisites and to register for courses visit the LXP at:
LEARNING.MOTOROLASOLUTIONS.COM

For general information contact the Latin America Education Services Help Desk at:
training.lacr@motorolasolutions.com



**DIMETRA™ EXPRESS SECURITY
FEATURES: INSTALLATION,
CONFIGURATION, AND
MAINTENANCE**

0.5HRS DMT1114

 ESPAÑOL  PORTUGUÊS

COURSE OVERVIEW

Students will learn how to perform authentication, provisioning and air interface encryption procedures within a DIMETRA™ Express System. You will learn how to install, configure and maintain the DIMETRA Express security features.

TARGET AUDIENCE

System Operators and Managers responsible for the provisioning and management of key authentication in a DIMETRA Express System.

COURSE OBJECTIVES

By the end of the course, the student will be able to:

- Describe how Air Interface Encryption and Authentication work within the DIMETRA Express System.
- Describe the hardware components used in the Encryption and Authentication Process.
- Describe distribution, storage, key updates and key management of Air Interface Encryption and Authentication keys.
- Perform Encryption Key management procedures.

REQUISITE KNOWLEDGE

Knowledge of the DIMETRA Express configuration and administration graphical user interface.

PREREQUISITES

None



**DIMETRA™ EXPRESS
INSTALLATION,
CONFIGURATION AND
MAINTENANCE WORKSHOP**

2 DAYS DMT0036

COURSE OVERVIEW

This course will give the opportunity to install and configure a DIMETRA™ Express system from start to finish. Learners will be able to carry out all of the necessary configuration activities required when commissioning a DIMETRA Express radio network.

TARGET AUDIENCE

Individuals who need to set up or manage a DIMETRA Express system.

COURSE OBJECTIVES

After completing this course, the student will be able to:

- Describe DIMETRA Express main features and functionality.
- Install DIMETRA Express system.
- Setup a DIMETRA Express system.
- Setup and configure additional sites to the DIMETRA Express system.
- Configure a DIMETRA Express system using DIMETRA Express Network Manager application and procedures.
- Describe/Perform TETRA radio authentication process/provisioning in the DIMETRA Express system.
- Perform authentication application administration and management tasks.

REQUISITE KNOWLEDGE

A basic understanding of Radio Frequency (RF) technology and Internet Protocol (IP) fundamentals.

PREREQUISITES

None

CONSOLE COURSES

CONSOLE TRAINING IS ALSO AVAILABLE IN PREVIOUS RELEASES, PLEASE CONTACT MOTOROLA SOLUTIONS FOR MORE INFORMATION.

DIMETRA™ X CORE D9.2 MCC 7500 ADMIN WORKSHOP (DMT9211)	48
DIMETRA™ X CORE D9.2 MCC 7500 OPERATOR WORKSHOP (DMT9212)	48
DIMETRA™ X CORE D9.2 MCC 7500 INSTALL, CONFIG, TROUBLESHOOTING, AND MAINTENANCE (DMT9213)	48
MCC 7000 SERIES DISPATCH CONSOLES WORKSHOP (CON012)	49

MCC 7000 SERIES DISPATCH CONSOLES WORKSHOP (CON012) FOCUSES ON THE CONSOLES APPLICATION IN AN M- OR L-CORE SYSTEM.

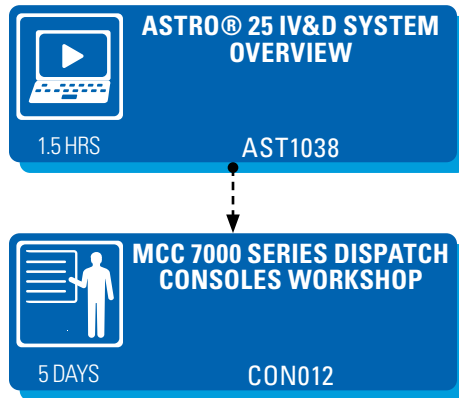


RADIO SOLUTIONS CONSOLES

For information on prerequisites and to register for courses visit the LXP at:
LEARNING.MOTOROLASOLUTIONS.COM

For general information contact the Latin America Education Services Help Desk at:
training.lacr@motorolasolutions.com

CONSOLES TECHNICAL TRAINING CURRICULUM



CURRICULUM COMPLETE



PARTICIPANT CAN MAINTAIN A MCC 7000 DISPATCH CONSOLE SITE INCLUDING: CONSOLE PC, VPM, CC GW'S AND AUX I/O SERVERS.
*PARTICIPANT PERFORMS TROUBLESHOOTING AND REPLACEMENT OF SITE DEVICES DURING COURSE.

RADIO SOLUTIONS CONSOLES

For information on prerequisites and to register for courses visit the LXP at:
LEARNING.MOTOROLASOLUTIONS.COM

For general information contact the Latin America Education Services Help Desk at:
training.lacr@motorolasolutions.com



**DIMETRA™ X CORE D9.2
MCC 7500 ADMIN
WORKSHOP**

1 DAY **DMT9211**

COURSE OVERVIEW

This course provides students with an introduction to the Elite Admin application. It enables system administrators to use the software to set up configurations for the Elite Dispatch desktops that organize resources to meet specific user needs. Through facilitation and hands-on activities, the user learns how the configurations created in the Elite Admin can be saved and then distributed among the Elite Dispatch desktops.

TARGET AUDIENCE

System Administrators for Dispatch Console Operators.

COURSE OBJECTIVES

By the end of the course, the student will be able to:

- Identify the hardware components that make up the dispatcher position.
- Describe the purpose of the Elite Admin application.
- Identify elements that make up the menu and toolbar structure within the Elite Admin software.
- Perform Elite Admin configurations.

REQUISITE KNOWLEDGE

Completion of the following course(s) or equivalent experience:

- DMT9212 DIMETRA X Core D9.2 MCC 7500 Operator Workshop

PREREQUISITES

None



**DIMETRA™ X CORE D9.2
MCC 7500 OPERATOR
WORKSHOP**

1 DAY **DMT9212**

COURSE OVERVIEW

This course provides students with an introduction to the dispatch console, its basic operation, and tailored job aids that will be available for assistance in operation. Through facilitation and hands-on activities, the user learns how to perform common tasks associated with the console operation.

TARGET AUDIENCE

Dispatch console operators.

COURSE OBJECTIVES

By the end of the course, the student will be able to:

- Identify the hardware components that make up the dispatcher position.
- Describe the purpose of the Elite Dispatch application.
- Identify elements that make up the menu and toolbar structure within the Elite Dispatch software.
- Perform dispatcher operations:
 - Communicate with radios: transmit and receive calls within group and individual communications categories.
 - Perform advanced signaling features.
 - Perform basic procedures within screen configurations.
 - Perform basic procedures within resource groups.

REQUISITE KNOWLEDGE

None

PREREQUISITES

None



**DIMETRA™ X CORE D9.2
MCC 7500 INSTALL, CONFIG,
TROUBLESHOOTING, AND
MAINTENANCE**

3 DAYS **DMT9213**

COURSE OVERVIEW

During this workshop, students will perform installation, configuration, and troubleshooting procedures relating to the MCC 7500C dispatch console on a live DIMETRA™ X Core D9.2 system.

TARGET AUDIENCE

Control Room Managers, System Engineers, and Network Administrators responsible for the installation, configuration, and maintenance of control rooms containing MCC 7500C dispatch consoles in a DIMETRA X Core D9.2 system.

COURSE OBJECTIVES

By the end of the course, the student will be able to:

- Install and configure the hardware and software components of the MCC 7500C Dispatch Console subsystem.
- Troubleshoot installation and configuration problems for the MCC 7500C Dispatch Console.

REQUISITE KNOWLEDGE

Completion of the following course or equivalent experience:

- DMT9200 DIMETRA X Core D9.2 System Overview

PREREQUISITES

None

RADIO SOLUTIONS CONSOLES

For information on prerequisites and to register for courses visit the LXP at:
LEARNING.MOTOROLASOLUTIONS.COM

For general information contact the Latin America Education Services Help Desk at:
training.lacr@motorolasolutions.com



 ESPAÑOL  PORTUGUÊS

COURSE OVERVIEW

This course familiarizes participants in installation, configuration, management and repair of MCC 7000 Series Dispatch Consoles, Archiving Interface Servers, AUX I/O servers, and Conventional Channel Gateways. The focus is on a detailed discussion of console hardware and hands-on activities with the installation and configuration of the MCC 7000 Series Dispatch Consoles.

TARGET AUDIENCE

System Administrators, Console Technicians

COURSE OBJECTIVES

After completing this course, the participant will be able to:

- Understand key physical and functional characteristics of MCC 7000 Series Dispatch Consoles.
- Understand physical installation requirements of MCC 7000 Series Dispatch Consoles.
- Perform tasks necessary to install MCC 7000 Series Dispatch Consoles components.
- Perform configuration steps for MCC 7000 Series Dispatch Consoles components.
- Understand available maintenance tools and indicators in MCC 7000 Series Dispatch Consoles.
- Perform routine maintenance activities in MCC 7000 Series Dispatch Consoles components.
- Troubleshoot MCC 7000 Series Dispatch Consoles components to the Motorola Solutions recommended service level.
- Perform tasks necessary to provision users for MCC 7000 Series Dispatch Consoles.
- Configure the MCC 7000 Series Dispatch Consoles interface.
- Perform required administrative activities for MCC 7000 Series Dispatch Consoles.

REQUISITE KNOWLEDGE

Completion of the following course(s) or equivalent experience:

- ACT100E or ACT101E Bridging the Knowledge Gap
- NST762 Networking Essentials in Communication Equipment
- AST4104 ASTRO® 25 Systems Applied Networking

PREREQUISITES


- AST1038 ASTRO® 25 IV&D System Overview

BASE STATIONS COURSES

MTS 2/MTS 4 INSTALLATION, CONFIGURATION, TROUBLESHOOTING & MAINTENANCE WORKSHOP (TBTS01) **51**

MTS 1 INSTALLATION, CONFIGURATION, TROUBLESHOOTING AND MAINTENANCE (TBTS04) **51**

STANDALONE GTR8000 CONVENTIONAL BASE RADIO (AST2006) **51**



RADIO SOLUTIONS BASE STATIONS

For information on prerequisites and to register for courses visit the LXP at: LEARNING.MOTOROLASOLUTIONS.COM

For general information contact the Latin America Education Services Help Desk at: training.lacr@motorolasolutions.com



MTS 2/MTS 4 INSTALLATION, CONFIGURATION, TROUBLESHOOTING AND MAINTENANCE WORKSHOP

4 DAYS TBTS01

COURSE OVERVIEW

This course includes the theoretical and practical aspects of configuring, maintaining and troubleshooting the MTS base station in a DIMETRA™ system. The course includes the practical use of service software and the human-machine interface. Practical sessions include the removal and replacement of Field Replaceable Units (FRU).

TARGET AUDIENCE

Field Engineers responsible for installing, configuring, and maintaining the base station equipment.

COURSE OBJECTIVES

By the end of the course, the student will be able to:

- Describe the function of the MTS within a DIMETRA system.
- Identify and describe functions of MTS components.
- Perform MTS installation procedures.
- Perform MTS status verification commands.
- Perform configuration and maintenance tasks using Motorola TETRA BTS Service Software.
- Verify minimum MTS configuration requirement for Wide Area Trunking mode.
- Download a configuration file to the MTS using the Software Download Manager applications.
- Carry out removal and replacement procedures for MTS FRUs.
- Perform Ki loading procedures to the MTS.
- Describe MTS expansion option.
- Troubleshoot MTS to FRU level.

REQUISITE KNOWLEDGE

RF and Field or Bench service background, plus completion of one of the DIMETRA X Core System Overview courses or equivalent experience.

PREREQUISITES

None



MTS 1 INSTALLATION, CONFIGURATION, TROUBLESHOOTING AND MAINTENANCE

3 DAYS TBTS04

COURSE OVERVIEW

This course includes the theoretical and practical aspects of configuring, maintaining and troubleshooting the MTS 1 base station in a DIMETRA™ system. The course includes the practical use of service software and the human-machine commands. Practical sessions include the testing and configuration of the MTS 1.

TARGET AUDIENCE

Field Engineers responsible for installing, configuring, and maintaining MTS 1 equipment.

COURSE OBJECTIVES

After completing this course, the student will be able to:

- Describe the function of the MTS 1 within a DIMETRA system.
- Identify and describe the function of MTS 1 components.
- Describe MTS 1 installation procedures.
- Execute MMI commands using local and telnet access.
- Perform MTS 1 verification test procedures.
- Download configuration and application files using the BTS Service Software and Software Download Manager application.
- Perform MTS 1 Ki loading procedures.
- Perform MTS 1 troubleshooting using BTS Service Software.

REQUISITE KNOWLEDGE

RF and Field or Bench service background is recommended

PREREQUISITES

None



STANDALONE GTR8000 CONVENTIONAL BASE RADIO

2 DAYS AST2006

COURSE OVERVIEW

This course is designed to give the participants the ability to align, troubleshoot and repair the Standalone GTR8000 Base Station/Repeater to Motorola Solutions recommended service levels. Emphasis is placed on the use of Configuration Service Software (CSS) and its role in configuration, maintenance, diagnostics, alignments, and optimization of the Standalone GTR8000 Base Radio/ Repeater.

TARGET AUDIENCE

Maintenance Technicians

COURSE OBJECTIVES

By the end of the course, the student will be able to:

- Understand basic concepts of the various radio systems supported by the GTR8000 Conventional Base Radio
- Identify the equipment modules of the GTR8000 Conventional Base Radio
- Operate and perform routine maintenance on the GTR8000 Conventional Base Radio
- Understand basic operational theory of GTR8000 Conventional Base Radio components
- Configure the GTR8000 Conventional Base Radio using Configuration Service Software (CSS)
- Identify the different backplane connections on the GTR8000 Conventional Base Radio
- Perform calibration and alignment adjustments for the GTR8000 Conventional Base Radio
- Troubleshoot problems and identify/replace faulty modules in the GTR8000 Conventional Base Radio

REQUISITE KNOWLEDGE

General RF knowledge and skills basic knowledge of two-way radio systems

PREREQUISITES

None

SUBSCRIBER COURSES

TETRA SUBSCRIBER END-USER OPERATOR COURSES	53
TETRA TERMINAL PROGRAMMING COURSE (CPS PLUS) (TTER01PLUS)	54
TETRA SUBSCRIBER OPERATOR, PROGRAMMING AND MAINTENANCE (DMT1107)	54
APX RADIO MANAGEMENT OVERVIEW (AST2003)	54
MOTOTRBO CPS 2.0 PROGRAMMING (PCT0115)	55
APX™ TECHNICAL SUBSCRIBER ACADEMY (APX010)	55
APX™ RADIO MANAGEMENT WORKSHOP (RDS2017)	55
APX™ CPS PROGRAMMING AND TEMPLATE BUILDING (APX7001)	56
MOTOTRBO RADIO MANAGEMENT 2.0 CONFIGURATION MODE (PCT1032)	56
MOTOTRBO™ SUBSCRIBER AND REPEATER TECHNICAL SERVICE ACADEMY (TBO300)	56
MOTOTRBO™ RADIO MANAGEMENT WORKSHOP (PCT2022)	57
MOTOTRBO™ ION OVERVIEW (PCT0129)	57
MOTOTRBO™ ION MYVIEW AND RADIOCENTRAL OVERVIEW (PCT0131)	57
MOTOTRBO ION FEATURES AND SERVICES (PCT0161)	58
RADIOCENTRAL MOTOTRBO™ ION WORKSHOP (PCT0132)	58
R7 SERIES OVERVIEW (PCT0173NL)	57



RADIO SOLUTIONS SUBSCRIBERS

For information on prerequisites and to register for courses visit the LXP at:
LEARNING.MOTOROLASOLUTIONS.COM

For general information contact the Latin America Education Services Help Desk at:
training.lacr@motorolasolutions.com

TETRA SUBSCRIBER END-USER OPERATOR COURSES

Click the boxes below to get additional information and to register for the following subscriber courses. The course description to the right applies to all courses listed below.



**MTP3000 SERIES
END-USER OPERATOR**

1 DAY DMT1054

 ESPAÑOL  PORTUGUÊS



**MTP6000 SERIES
END-USER OPERATOR**

1 DAY DMT1068



**MTM5000 SERIES
END-USER OPERATOR**

1 DAY DMT1070

 ESPAÑOL  PORTUGUÊS



**MTM5400 SERIES
END-USER OPERATOR**

2 HRS TTER27E

COURSE OVERVIEW

Our subscriber end-user operator courses will provide the background information and the knowledge required to allow delegates to be fully conversant with the features and functions of their chosen subscriber. It will provide users with an introduction to their subscriber, its operation and builds on theoretical instruction with practical exercises designed to allow delegates to practice and confirm their understanding of all features and functions covered in the course.

TARGET AUDIENCE

Radio end-user operators

COURSE OBJECTIVES

The goal of End-User Operator courses is to enable the user to identify the features and functions of their chosen subscriber, to make calls and perform basic radio troubleshooting.

After completing any of these courses, the student will be able to:

- Identify the location and function of all subscriber keys and controls.
- Describe radio preparation including assembly and battery charging.
- Make all available Trunked Mode and Direct Mode calls.
- List optional features available to the subscriber.
- Perform basic subscriber troubleshooting.

REQUISITE KNOWLEDGE

None

PREREQUISITES

None

RADIO SOLUTIONS SUBSCRIBERS

For information on prerequisites and to register for courses visit the LXP at:
LEARNING.MOTOROLASOLUTIONS.COM

For general information contact the Latin America Education Services Help Desk at:
training.lacr@motorolasolutions.com



**TETRA TERMINAL
PROGRAMMING COURSE
(CPS PLUS)**

2 DAYS TTER01PLUS

COURSE OVERVIEW

This course will provide the background information and the knowledge required to program Motorola Solutions TETRA radios. The course is highly practical in nature and covers everything from software requirements and installation, through to programming and editing radio codeplugs, and troubleshooting.

TARGET AUDIENCE

Technical staff required to program Motorola Solutions TETRA radios.

COURSE OBJECTIVES

After completing this course, the student will be able to:

- Identify and locate all program features.
- Describe the function of all major CPS Plus features and tools.
- Installation of the CPS and adding RPK files.
- Carry out radio programming using CPS Plus.
- Carry out CPS Plus troubleshooting procedures.

REQUISITE KNOWLEDGE

None

PREREQUISITES

None



**TETRA SUBSCRIBER
OPERATOR, PROGRAMMING
AND MAINTENANCE**

8 HRS DMT1107

COURSE OVERVIEW

This practical course will provide assistance to TETRA radio users, diagnose radio problems both locally and remotely. Program the radio for end users operations and provide first line maintenance for suspected faulty radios.

TARGET AUDIENCE

Technicians and personnel, who will be involved in programming and maintaining to level 1.

COURSE OBJECTIVES

By the end of the course, the student will be able to:

- Locate and use all MTP6650 and MTM5400 controls.
- Execute trunked and direct mode calls using the MTP6650 and MTM5400 radios.
- Carry out radio troubleshooting using built-in diagnostics.
- Describe the function of Motorola CPS Plus software.
- Create a user codeplug and program the codeplug into an MTP6650 and MTM5400 radio.
- Carry out software troubleshooting using CPS Plus.
- Carry out configuration for collaborative devices.

REQUISITE KNOWLEDGE

None

PREREQUISITES

None



**APX RADIO MANAGEMENT
OVERVIEW OPERATOR
COURSE**

1 HR AST2003

COURSE OVERVIEW

This course provides an overview of the features and functions of the APX series Radio Management software. Participants will learn what the Radio Management software is designed to do, and will also learn how to use it to program large and small groups of subscribers.

TARGET AUDIENCE

Technicians and System Managers needing an understanding of the basics of the Radio Management application as well as database and fleet management.

COURSE OBJECTIVES

After completing this course, the student will be able to:

- Identify the solution that Radio Management provides
- Differentiate between All-in-One PC needs and Distributed Use needs regarding Radio Management
- Locate the APX Radio Management
- Navigate the APX Radio Management screens
- Populate the database
- Schedule a Read job
- Manage multiple APX radios simultaneously
- Create, modify, and select programming templates
- Schedule a Write job
- Conduct a search
- Search, sort, and group radios
- Sort and manage information in the Table view
- Identify the function of the Job view.

REQUISITE KNOWLEDGE

None

PREREQUISITES

None

RADIO SOLUTIONS SUBSCRIBERS

For information on prerequisites and to register for courses visit the LXP at:
LEARNING.MOTOROLASOLUTIONS.COM

For general information contact the Latin America Education Services Help Desk at:
training.lacr@motorolasolutions.com



MOTOTRBO CPS 2.0 PROGRAMMING
1 HR PCT0115

 ESPAÑOL  PORTUGUÊS

COURSE OVERVIEW

This course provides an overview of the MOTOTRBO ION features and capabilities. We will help you understand how they work, when they are useful, and how they impact your day-to-day task.

TARGET AUDIENCE

This course is intended to those who need to get an overview of MOTOTRBO ION radio.

COURSE OBJECTIVES

After completing this course, the student will be able to:

- Identify the MOTOTRBO ION radio.
- Understand what the new features are for the MOTOTRBO ION radio.
- Identify controls and features of the MOTOTRBO ION radio.
- Perform common operations of the MOTOTRBO ION radio.

REQUISITE KNOWLEDGE

None

PREREQUISITES

None



APX™ TECHNICAL SUBSCRIBER ACADEMY
5 DAYS APX010

 ESPAÑOL  PORTUGUÊS

COURSE OVERVIEW

Participants will learn the capabilities, features, and functions of the APX family of radios as well as how to correctly complete performance checks, radio alignments, disassembly/reassembly, maintenance, and troubleshooting. This Academy will also focus on a Level 2 (block-level) theory of operation for the APX family of radios and provide a review of APX CPS and Radio Management programming. In addition to the lecture, large amounts of hands on with scenario-based lab work will be used to reinforce knowledge transfer.

TARGET AUDIENCE

This course is intended for who would like to get familiar with the features, operation principles, troubleshooting steps and disassembly and reassembly of the APX family of radios.

COURSE OBJECTIVES

After completing this course, the student will be able to:

- Distinguish between the features and specifications of APX Portable and Mobile radios
- Verify the correct operation of the various radios within the APX family of subscribers by completing Performance Checks and Alignment procedures
- Disassemble and reassemble APX radios using the documented procedures
- Maintain and troubleshoot radios within the APX family of subscribers


REQUISITE KNOWLEDGE

Completion of the following courses or equivalent experience:

- NST021 Communication Systems Concepts
- APX7001 APX CPS Programming and Template Building Overview

PREREQUISITES

None



APX™ RADIO MANAGEMENT WORKSHOP
3 DAYS RDS2017

 PORTUGUÊS

COURSE OVERVIEW

Participants will learn the capabilities, features, and functions of the APX Radio Management Suite. The course contains labs that focus on installation, configuration, and operation using both wired and POP25 updates to APX Subscriber radios in both a LAN and WAN environment.

TARGET AUDIENCE

Radio Technicians, System Managers, Radio Programmers

COURSE OBJECTIVES

After completing this course, the student will be able to:

- Describe the APX Radio Management Suite operations and required software and hardware components
- Describe all deployment options for APX Radio Management Suite
- Configure a basic APX Radio Management system using a single PC, multiple PCs on a LAN, and multiple PCs on a WAN.
- Troubleshoot common APX Radio Management installation, configuration, and operation issues
- Use Best Practices to implement and optimize Radio Management Performance.

REQUISITE KNOWLEDGE

Completion of the following courses or equivalent experience:

- APX7001 APX CPS Programming and Template Building Overview

PREREQUISITES

None

RADIO SOLUTIONS SUBSCRIBERS

For information on prerequisites and to register for courses visit the LXP at:
LEARNING.MOTOROLASOLUTIONS.COM

For general information contact the Latin America Education Services Help Desk at:
training.lacr@motorolasolutions.com



APX™ CPS PROGRAMMING AND TEMPLATE BUILDING

2 DAYS APX7001

 ESPAÑOL  PORTUGUÊS

COURSE OVERVIEW

The APX™ CPS Radio Programming and Template Building course provides communications management personnel and technicians with the knowledge and training necessary to build templates and program the APX family of radios in the most efficient way possible.

TARGET AUDIENCE

You should attend this training course if you are a radio technician or system manager who needs to:

- Perform APX radios programming.
- Gain knowledge of the APX CPS navigation, tools, options and features.
- Have a better understanding of APX subscriber operating in Conventional, Single Site trunking, Simulcast, SmartZone or ASTRO 25 IV&D TDMA and ASTRO 25 IV&D x2.

COURSE OBJECTIVES

By the end of the course, the student will be able to:

- Navigate through the user interface of the APX™ Customer Programming Software (CPS).
- Build the APX family of programming templates using the APX™ CPS programming software.
- Program the specific conventional and trunking parameters related to the various system types in which the radios will operate.
- Program the radios using typical APX™ CPS features and functions, such as cloning and drag and drop operations.
- Use additional APX™ CPS related functions such as codeplug comparison, radio flashing, Advance System Key Administrator, and codeplug merging.

REQUISITE KNOWLEDGE

Knowledge of the basic features and options of two-way radios and the basic concepts of trunking.

PREREQUISITES

None



MOTOTRBO RADIO MANAGEMENT 2.0 CONFIGURATION MODE

1 HR PCT1032

 ESPAÑOL  PORTUGUÊS

COURSE OVERVIEW

This self-paced course is a basic tutorial of Radio Management (RM) 2.0 Configuration Mode. A set of short videos present installation and deployment of RM components, explain the concepts of sets and configurations, and demonstrate the user how to navigate through RM Client views and functionalities. The course also covers migration from template to configuration mode, backup and restores procedures, as well as user and machine authorization. Completion of the final quiz is required to receive course credit.

TARGET AUDIENCE

Professionals responsible for configuring, deploying, or maintaining MOTOTRBO radios and repeaters.

COURSE OBJECTIVES

After completing this course, the student will be able to:

- Explain the purpose of that Radio Management Configuration (RM) Mode.
- Explain the concept of sets and configurations.
- Set-up Radio Management 2.0 for the first time.
- Name and navigate through major RM Client views.
- Perform basic RM Configuration Client operations: populate and manage radio database, edit sets and configurations, etc.
- Perform Server Utility operations.

REQUISITE KNOWLEDGE

None

PREREQUISITES

None



MOTOTRBO™ SUBSCRIBER AND REPEATER TECHNICAL SERVICE ACADEMY

4 DAYS TBO300

 ESPAÑOL  PORTUGUÊS

COURSE OVERVIEW

Participants will learn the capabilities, features and functions of the MOTOTRBO family of radios and repeaters as well as how to correctly complete performance checks, radio alignments, disassembly/reassembly, maintenance, and troubleshooting. This Academy will also focus on the detailed theory of operation. In addition to lecture, large amounts of hands on, scenario based lab work will be used to reinforce knowledge transfer. This Academy will cover in detail different models within the MOTOTRBO family of radios and repeaters.

TARGET AUDIENCE

Radio Technicians

COURSE OBJECTIVES

By the end of the course, the student will be able to:

- Distinguish between the features and specifications of the MOTOTRBO portable and mobile radios and repeaters
- Verify the correct operations of the MOTOTRBO radios and repeaters by completing Performance Checks and Alignment procedures
- Maintain and troubleshoot MOTOTRBO radios and repeaters
- Disassemble and reassemble the radios using the documented procedures

REQUISITE KNOWLEDGE

Completion of the following course(s) or equivalent experience:

- CEDMEL2000 - Introduction to MOTOTRBO Systems for Technicians

PREREQUISITES

None

RADIO SOLUTIONS SUBSCRIBERS

For information on prerequisites and to register for courses visit the LXP at:
LEARNING.MOTOROLASOLUTIONS.COM

For general information contact the Latin America Education Services Help Desk at:
training.lacr@motorolasolutions.com



**MOTOTRBO™ RADIO
MANAGEMENT WORKSHOP**

2 DAYS PCT2022

 ESPAÑOL  PORTUGUÊS

COURSE OVERVIEW

The MOTOTRBO™ Radio Management 2.0 Workshop course provides technicians with the necessary information and practice to use the MOTOTRBO™ Radio Management 2.0 programming tool effectively.

TARGET AUDIENCE

System Managers and Technicians

COURSE OBJECTIVES

By the end of the course, the student will be able to:

- Deploy and use RM 2.0 in a variety of real-world scenarios.
- Create and maintain configurations for basic MOTOTRBO™ Configurations (Connect Plus and Capacity Max excluded).
- Utilize Wi-Fi programming within RM 2.0.
- Use the RM Import and Export feature for database population.
- Convert existing radio templates and codeplugs to RM 2.0 Configurations.
- License and activate Radio and Application features.
- Use advanced features such as Data Mining.
- Use RM 2.0 to ease mass-deployments of subscribers.

REQUISITE KNOWLEDGE

Networking Essentials or Network + Certification.

- A high-level working knowledge of IP networking is important.

PREREQUISITES

PCT1032 MOTOTRBO™ Radio Management 2.0 Configuration Mode



**MOTOTRBO™ ION
OVERVIEW**

1 HR PCT0129

 ESPAÑOL  PORTUGUÊS

COURSE OVERVIEW

This course provides an overview of the MOTOTRBO ION features and capabilities. We will help you understand how they work, when they are useful, and how they impact your day-to-day task.

TARGET AUDIENCE

This course is intended to those who need to get an overview of MOTOTRBO ION radio.

COURSE OBJECTIVES

After completing this course, the student will be able to:


- Identify the MOTOTRBO ION radio.
- Understand what the new features are for the MOTOTRBO ION radio.
- Identify controls and features of the MOTOTRBO ION radio.
- Perform common operations of the MOTOTRBO ION radio.

REQUISITE KNOWLEDGE

None

PREREQUISITES

None



**MOTOTRBO™ ION MYVIEW
AND RADIOCENTRAL
OVERVIEW**

1 HR PCT0131

 ESPAÑOL  PORTUGUÊS

COURSE OVERVIEW

This course provides an introduction to using the MyView Portal and the RadioCentral Client to manage the basic setup and configuration of the features for your MOTOTRBO ION devices.

TARGET AUDIENCE

This course is intended for individuals who need to configure, maintain, and monitor the MOTOTRBO ION radio.

COURSE OBJECTIVES

After completing this course, the student will be able to:

- Navigate through the MyView Portal to find the editing and administrative tools.
- Navigate through the RadioCentral Client to find the editing and device programming tools as well as standard views.
- Once enrolled, the learner will be able to download a sample MOTOTRBO ION configuration from the Resources tab.

REQUISITE KNOWLEDGE

None

PREREQUISITES

None

RADIO SOLUTIONS SUBSCRIBERS

For information on prerequisites and to register for courses visit the LXP at:
LEARNING.MOTOROLASOLUTIONS.COM

For general information contact the Latin America Education Services Help Desk at:
training.lacr@motorolasolutions.com



MOTOTRBO ION FEATURES AND SERVICES
2 HRS PCT0161

COURSE OVERVIEW

This course provides an overview of the MOTOTRBO Ion features and services. You will learn about the use cases of each feature as well as how to operate them. You will also learn how to configure, update, and maintain your radio so that it stays in optimum condition.

Note: This course is previously known as PCT0141 MOTOTRBO Ion Features and Services.

TARGET AUDIENCE

This course is intended for those who want to know more about the MOTOTRBO Ion radio's features and services.

COURSE OBJECTIVES

By the end of the course, the student will be able to:

- Describe the features and services covered in this course.
- Operate these features on the radio.
- Prepare the radio for field use.
- Maintain the radio in good condition based on the recommended radio care.
- Perform basic radio troubleshooting.

REQUISITE KNOWLEDGE

None

PREREQUISITES

None



RADIOCENTRAL MOTOTRBO™ ION WORKSHOP
8 HRS PCT0132

COURSE OVERVIEW

In this workshop, you will learn about the MyViewPortal and RadioCentral application to set up and program the MOTOTRBO Ion radios.

TARGET AUDIENCE

This course is intended for system managers and technical staff responsible for managing MOTOTRBO Ion radios.

COURSE OBJECTIVES

Upon completion of this course, you will be able to:

- Navigate through the MyView Portal to find the editing and administrative tools.
- Navigate through the RadioCentral Client to find the editing tools and standard views.
- Successfully complete the lab tasks covered in the course to be able to navigate and perform basic operations in MyView Portal and RadioCentral.
- Describe basic troubleshooting steps for a MOTOTRBO ION device.

REQUISITE KNOWLEDGE

- Completed PCT0131 MOTOTRBO™ Ion MyView and RadioCentral™ Overview course
- MOTOTRBO system knowledge
- Familiarity with MOTOTRBO radio programming using CPS or Radio Management software.

PREREQUISITES

None



R7 SERIES OVERVIEW
1 HR PCT0173NL

COURSE OVERVIEW

This course provides an overview of the R7 series of its features and capabilities. We will help you understand how they work, when they are useful, and how they impact your day-to-day task.

TARGET AUDIENCE

This course is intended to those who need to get an overview of the R7 series of radios.

COURSE OBJECTIVES

After completing this course, you will be able to:

- Identify the R7 Series Radio
- Understand what the features and capabilities are for the R7 radio
- Identify controls and features of the R7 radio
- Perform common operations of the R7 radio

REQUISITE KNOWLEDGE


None.

PREREQUISITES

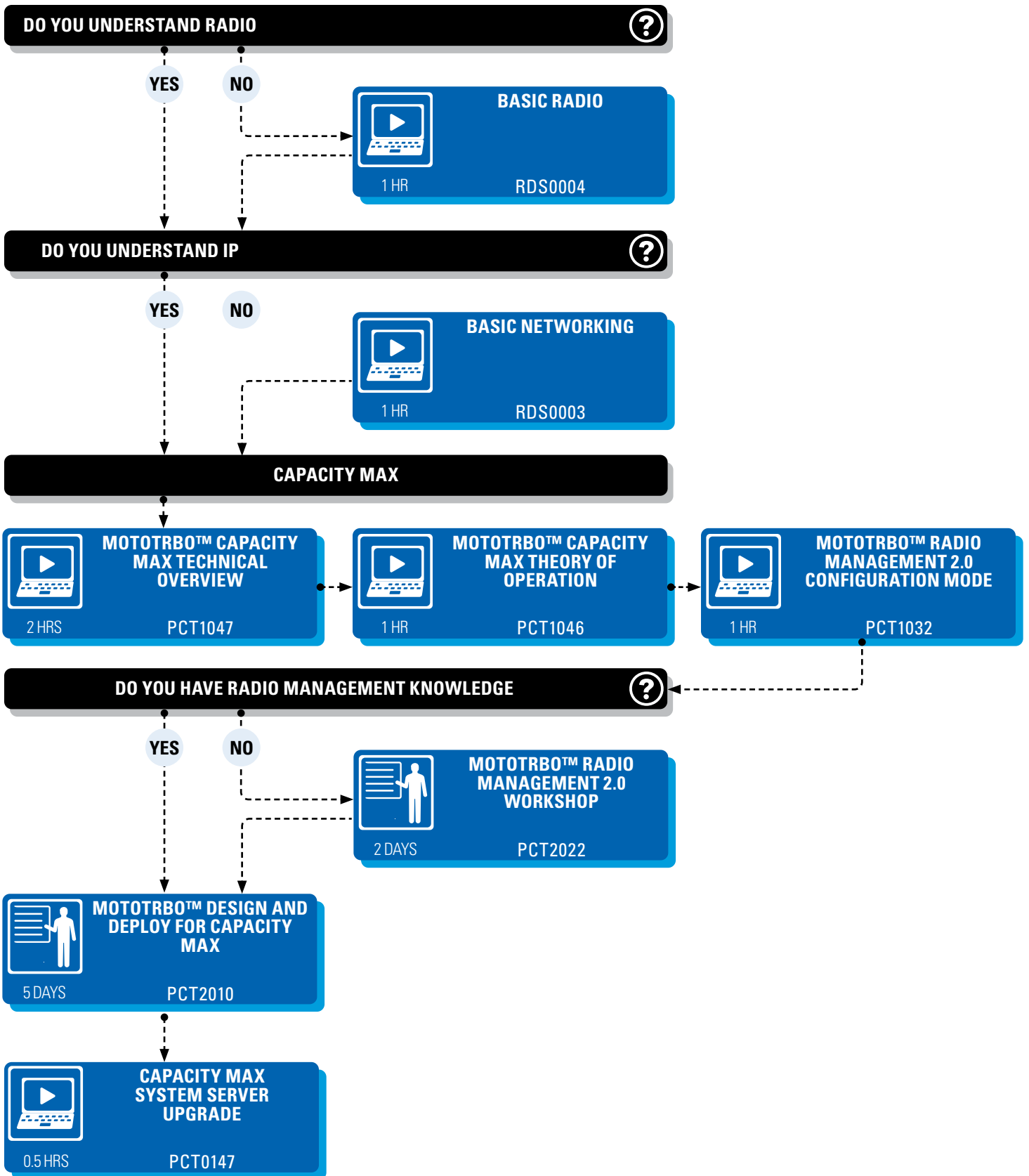
None

MOTOTRBO™ COURSES

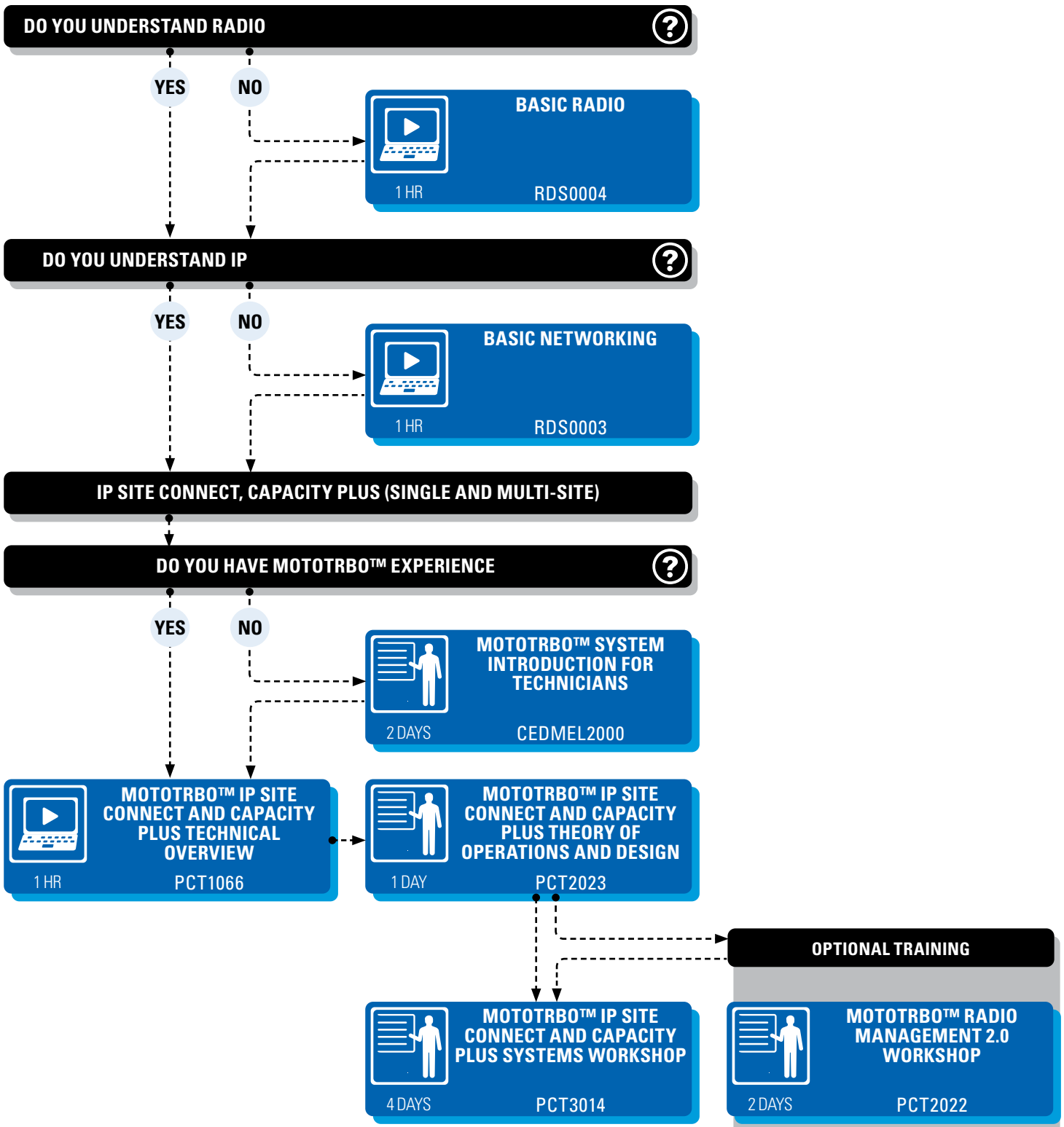
MOTOTRBO™ CAPACITY MAX THEORY OF OPERATION (PCT1046)	63
MOTOTRBO™ CAPACITY MAX TECHNICAL OVERVIEW (PCT1047)	63
MOTOTRBO™ IP SITE CONNECT AND CAPACITY PLUS TECHNICAL OVERVIEW (PCT1066)	63
MOTOTRBO™ SYSTEM INTRODUCTION FOR TECHNICIANS (CEDMEL2000)	64
MOTOTRBO™ IP SITE CONNECT AND CAPACITY PLUS THEORY OF OPERATIONS AND DESIGN (PCT2023)	64
MOTOTRBO™ IP SITE CONNECT AND CAPACITY PLUS SYSTEMS WORKSHOP (PCT3014)	64
MOTOTRBO™ CAPACITY MAX DESIGN AND DEPLOY (PCT2010)	65
CAPACITY MAX SYSTEM SERVER UPGRADE (PCT0147)	65



MOTOTRBO™ TECHNICAL CAPACITY MAX TRAINING CURRICULUM



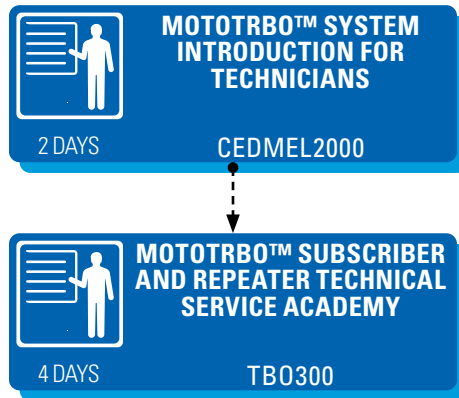
MOTOTRBO™ TECHNICAL IP SITE CONNECT, CAPACITY PLUS TRAINING CURRICULUM



CURRICULUM COMPLETE

PARTICIPANT SHOULD BE ABLE TO DESCRIBE THE KEY CHARACTERISTICS OF THE SYSTEM, DESCRIBE THE KEY CONFIGURATION ITEMS IN BOTH SUBSCRIBERS AND REPEATERS, PROGRAM EFFECTIVE REPEATER AND SUBSCRIBER CODEPLUG TEMPLATES FOR THE SYSTEM, AND DESCRIBE THE APPLICABLE IP NETWORKING REQUIREMENTS WHEN DESIGNING A SYSTEM.

MOTOTRBO™ TECHNICAL TRAINING CURRICULUM FOR SUBSCRIBER/REPEATER MAINTENANCE TECHNICIAN



CURRICULUM COMPLETE




PARTICIPANT WILL LEARN THE COMMON MOTOTRBO™ FEATURES AND CAPABILITIES TO DESIGN AND DEPLOY MOTOTRBO™ SYSTEMS. PARTICIPANT SHOULD BE ABLE TO COMPLETE PERFORMANCE CHECKS, RADIO ALIGNMENTS, DISASSEMBLY/REASSEMBLY, MAINTENANCE, AND TROUBLESHOOTING OF VARIOUS MOTOTRBO™ RADIO TYPES.

RADIO SOLUTIONS MOTOTRBO™

For information on prerequisites and to register for courses visit the LXP at: LEARNING.MOTOROLASOLUTIONS.COM

For general information contact the Latin America Education Services Help Desk at: training.lacr@motorolasolutions.com



**MOTOTRBO™ CAPACITY
MAX THEORY OF
OPERATION**

1 HR PCT1046

 ESPAÑOL  PORTUGUÊS

COURSE OVERVIEW

This foundational self-study course is designed to help you understand the theory of how a Capacity Max system functions. It describes the life cycle of a call, which includes: call initiation, call queuing, call grant or rejection, call transmission(s), and call termination. This knowledge is important for system troubleshooting and maintenance purposes.

TARGET AUDIENCE

Professionals responsible for selling, designing, configuring, deploying, or maintaining MOTOTRBO™ radio systems.

COURSE OBJECTIVES

Upon completion of this course, you will be able to describe and explain the functions of:

- Control Channel
- Roaming
- Radio Registration
- Call Request
- Call Setup
- Busy Queue
- Channel Allocation
- Call Termination

REQUISITE KNOWLEDGE

Basic Radio knowledge

PREREQUISITES

PCT1047 MOTOTRBO™ Capacity Max Technical Overview



**MOTOTRBO™ CAPACITY
MAX TECHNICAL
OVERVIEW**

2 HRS PCT1047

 ESPAÑOL  PORTUGUÊS

COURSE OVERVIEW

This self-study course is designed to help you learn the fundamentals of Capacity Max. Whether you have a sales or technical background, this training will give you the information that you need to gain a basic understanding of Capacity Max. Begin by exploring the DMR standard and Capacity Max's positioning within the MOTOTRBO™ portfolio of systems.

Learn about the different hardware and software components that make up a Capacity Max system and gain an understanding of its logical and physical topology. Features, redundancy, design tools and warranty will also be addressed.

TARGET AUDIENCE

Professionals responsible for selling, designing, configuring, deploying, or maintaining MOTOTRBO™ radio systems.

COURSE OBJECTIVES

By the end of the course, the student will be able to:

- Explain Digital Mobile Radio (DMR)
- Describe a basic Capacity Max system and where it fits in the MOTOTRBO™ Portfolio
- Describe the Capacity Max's system physical and logical topologies
- List the minimum hardware and software requirements for a Capacity Max system
- Distinguish the three different types of Capacity Max Operating Modes
- Identify the different features and license types available for a Capacity Max system

REQUISITE KNOWLEDGE

Basic Radio knowledge

PREREQUISITES

None



**MOTOTRBO™ IP SITE
CONNECT AND CAPACITY
PLUS TECHNICAL
OVERVIEW**

1 HR PCT1066

 ESPAÑOL  PORTUGUÊS

COURSE OVERVIEW

This course is designed to help you understand the basics of a MOTOTRBO™ IP Site Connect and a MOTOTRBO™ Capacity Plus system. We'll begin by exploring their capabilities, features and positioning within the MOTOTRBO™ system solutions. You will also learn about the different system components and their general topology. The course will also review available MOTOTRBO™ services packages.

TARGET AUDIENCE

Professionals responsible for selling, designing, configuring, deploying, or maintaining MOTOTRBO™ radio systems.

COURSE OBJECTIVES

By the end of the course, the student will be able to:

- Describe a MOTOTRBO™ IP Site Connect and Capacity Plus system.
- Explain the capabilities of the MOTOTRBO™ IP Site Connect and Capacity Plus system.
- Identify the MOTOTRBO™ IP Site Connect and Capacity Plus system components.
- Identify a MOTOTRBO™ IP Site Connect and Capacity Plus topology.
- Explain the difference in service plans between these systems.

REQUISITE KNOWLEDGE

Completion of the following course(s) or equivalent experience:

- Basic Radio knowledge
- CEDMEL2000 MOTOTRBO™ Systems Introduction for Technicians

PREREQUISITES

None

RADIO SOLUTIONS MOTOTRBO™

For information on prerequisites and to register for courses visit the LXP at:
LEARNING.MOTOROLASOLUTIONS.COM

For general information contact the Latin America Education Services Help Desk at:
training.lacr@motorolasolutions.com



MOTOTRBO™ SYSTEM INTRODUCTION FOR TECHNICIANS

2 DAYS CEDMEL2000

 ESPAÑOL  PORTUGUÊS

COURSE OVERVIEW

This is an introductory course to the MOTOTRBO™ system theory of operation, key components and topologies. MOTOTRBO™ System Introduction for Technicians provides all the basic information about common MOTOTRBO™ features and capabilities, along with system design and deploy principles.

TARGET AUDIENCE

Professionals responsible for selling, designing, configuring, deploying, or maintaining MOTOTRBO™ Digital Radio Systems.

COURSE OBJECTIVES

Upon completion of this course, you will be able to:

- Correctly categorize the different components available to build your MOTOTRBO™ system.
- Accurately explain the functional technology that MOTOTRBO™ systems employ
- Propose the MOTOTRBO™ topology that best fits the user requirements.
- Correctly describe MOTOTRBO™s digital and analog features.
- Analyze the various data applications' capabilities and everyday uses within the MOTOTRBO™ systems.
- Refer to system and channel capacity considerations during system planning.
- Refer to MOTOTRBO™ IP network design considerations during system planning.
- Design a fleetmap in accordance with organizational requirements and resources.
- Select the right MOTOTRBO™ tool for your needs.
- Successfully purchase, register, and activate premium radio features.

REQUISITE KNOWLEDGE

Completion of the following optional courses or equivalent knowledge:

- RDS0003 Basic Networking
- RDS0002 Basic RF
- RDS0004 Basic Radio
- AAE1402 Professional and Commercial Radios (PCR) Portfolio Overview

PREREQUISITES

None



MOTOTRBO™ IP SITE CONNECT AND CAPACITY PLUS THEORY OF OPERATIONS AND DESIGN

1 DAY PCT2023

 ESPAÑOL  PORTUGUÊS

COURSE OVERVIEW

This course is designed to help you gain a solid foundation and understanding of the theory behind how an IPSC and Capacity Plus system functions. It describes the life cycle of a call, repeater arbitration and Motorola's proprietary Enhanced Channel Access (ECA) feature. In addition, you will learn about the different IPSC and Capacity Plus system design options, fleetmapping and the MOTOTRBO System Design Tool.

TARGET AUDIENCE

Professionals responsible for designing and deploying MOTOTRBO™ radio systems.

COURSE OBJECTIVES

After completing this course, the student will be able to:

- Explain the call processing methods.
- Define repeater arbitration, Enhanced Channel Access (ECA) and All Start.
- List the considerations that must be taken into account when designing a MOTOTRBO™ IP Site Connect, Capacity Plus Single-Site or Capacity Plus Multi-Site system.
- Use the MOTOTRBO™ System Design Tool to size the system.
- Explain the purpose of Fleetmapping, how to conduct a fleetmap and its importance in system design.
- Illustrate possible system deployment topologies based on options selected.
- Describe the roaming process which helps to optimize User coverage.
- Describe Data capabilities.
- Understand the purpose and intent of voting repeaters and receivers.

REQUISITE KNOWLEDGE

- Basic Radio knowledge
- CEDMEL2000 MOTOTRBO™ Systems Introduction for Technicians
- PCT1066 MOTOTRBO™ IP Site Connect and Capacity Plus Technical Overview

PREREQUISITES

None



MOTOTRBO™ IP SITE CONNECT AND CAPACITY PLUS SYSTEMS WORKSHOP

4 DAYS PCT3014

 ESPAÑOL  PORTUGUÊS

COURSE OVERVIEW

This course allows the participant to acquire in-depth hands-on experience in planning, configuring, and deploying the following MOTOTRBO™ systems: Digital Conventional, IP Site Connect, Capacity Plus Single and Multi-Site. Under the Instructor's guidance, participants will have the opportunity to practise designing and deploying the systems in a safe classroom environment. The course also provides information on the fleetmapping considerations together with exercises for each system type.

TARGET AUDIENCE

Professionals responsible for deploying MOTOTRBO™ radio systems.

COURSE OBJECTIVES

Upon completion of this course, the participant will be able to:

- Describe the MOTOTRBO™ IP Site Connect and Capacity Plus (Single and Multi-Site) systems, their capabilities, system components, and data application.
- Describe the MOTOTRBO™ IP Site Connect and Capacity Plus (Single and Multi-Site) theory of operation.
- Describe the available MOTOTRBO™ IP Site Connect and Capacity Plus (Single and Multi-Site) topologies.
- Take the steps needed to configure IP Site Connect and Capacity Plus (Single and Multi-Site) systems using MOTOTRBO™ CPS to program the subscribers and repeaters.

REQUISITE KNOWLEDGE

Basic Radio knowledge

PREREQUISITES

- CEDMEL2000 MOTOTRBO™ System Introduction for Technicians
- PCT1066 MOTOTRBO™ IP Site Connect and Capacity Plus Technical Overview
- PCT2023 MOTOTRBO™ IP Site Connect and Capacity Plus Theory of Operations and Design

RADIO SOLUTIONS MOTOTRBO™

For information on prerequisites and to register for courses visit the LXP at:
LEARNING.MOTOROLASOLUTIONS.COM

For general information contact the Latin America Education Services Help Desk at:
training.lacr@motorolasolutions.com



MOTOTRBO™ DESIGN AND DEPLOY FOR CAPACITY MAX
5 DAYS PCT2010

 ESPAÑOL  PORTUGUÊS

COURSE OVERVIEW

MOTOTRBO™ Capacity Max Design and Deploy begins by covering the design process for a Capacity Max Radio system. Participants will have the opportunity to practice designing and deploying a small scale, 2 Site/3 Channel, Capacity Max system in a safe classroom environment. This course will also cover how to configure Capacity Max using Radio Management 2.0 Configuration Mode.

TARGET AUDIENCE

This training is intended for professionals responsible for designing, configuring, or deploying MOTOTRBO™ radio systems.

COURSE OBJECTIVES

Upon completion of this course, you will be able to:

- Design a simple a 1-System 2 Site/3 Channel Capacity Max system
- Calculate Capacity Max capacity and bandwidth using a Case Scenario and System Design tools.
- Using Radio Management Configuration Mode, configure your radios and infrastructure.
- Deploy a 1-System 2 Site/3 Channel Capacity Max system.
- Using System Advisor, learn the fundamentals of troubleshooting and -maintaining a Capacity Max system.
- Execute Radio Management database backup and restore.
- Describe how to optimize a Capacity Max system.

REQUISITE KNOWLEDGE

Completion of the following course(s) or equivalent experience:

- Understanding IP Network Addressing.
- Knowledge of RF Propagation modeling tools

PREREQUISITES

- PCT1032 MOTOTRBO™ Radio Management 2.0 Configuration Mode
- PCT1046 MOTOTRBO™ Capacity Max Theory of Operation
- PCT1047 MOTOTRBO™ Capacity Max Technical Overview



CAPACITY MAX SYSTEM SERVER UPGRADE
0.5 HRS PCT0147

COURSE OVERVIEW

Capacity Max System Server Upgrade will conduct a CMSS upgrade by preparing the ESU Launchpad software, set up virtual machines, and server components. This course will also cover a complete run of the CMSS upgrade process successfully from start to finish.

TARGET AUDIENCE

This training is intended for professionals responsible for configuring the Capacity Max System Server upgrades. This would include but is not limited to: communication system technicians, technical system managers, technical support personnel, and service technicians.

COURSE OBJECTIVES

Upon completion of this course, you will be able to:

- Conduct a Capacity Max System Server Upgrade by preparing the ESU Launchpad software.
- Execute using the ESU Launchpad software in the virtual machine, server, and components.
- Complete a run of the Capacity Max System Server Upgrade process successfully from start to finish.

REQUISITE KNOWLEDGE


- Knowledge IP Network Addressing.
- Knowledge of virtual machines

PREREQUISITES

None

PRIVATE BROADBAND

WAVE™ PTX OVERVIEW (PTT0001L)	67
WAVE™ PTX ADMIN PORTAL: END-USER TRAINING (PTT0004L)	67
WAVE PTX R11.2 MOBILE APPLICATION: END-USER TRAINING (PTT0006L)	67
CRITICAL CONNECT + WAVE PTX FOR PUBLIC SAFETY (PSA0250)	68



RADIO SOLUTIONS PRIVATE BROADBAND

For information on prerequisites and to register for courses visit the LXP at: LEARNING.MOTOROLASOLUTIONS.COM

For general information contact the Latin America Education Services Help Desk at: training.lacr@motorolasolutions.com



WAVE™ PTX OVERVIEW

0.75 HRS PTT0001L



WAVE™ PTX ADMIN PORTAL: END-USER TRAINING

1 HR PTT0004L



WAVE PTX R11.2 MOBILE APPLICATION: END-USER TRAINING

2.5 HRS PTT0006L

 ESPAÑOL  PORTUGUÊS

COURSE OVERVIEW

In this course, you will get acquainted with the WAVE PTX solution, learn how it connects teams across devices, networks, and locations, and see how its components enable organizations to stay connected.

TARGET AUDIENCE

This course is intended to those who would like to learn about the WAVE PTX solution, its benefits, and components.

COURSE OBJECTIVES

- By the end of the course, the student will be able to:
- Explain the benefits of Push-to-Talk communication.
 - Match various roles within an organization to the right WAVE PTX solution.
 - Recall WAVE PTX features and optional packages.
 - Illustrate the WAVE PTX Architecture and LMR Interoperability.
 - Recognize the components of WAVE PTX and know their features.
 - Access additional training materials.
 - Get the support you need for your solution.

REQUISITE KNOWLEDGE

None

PREREQUISITES

None

COURSE OVERVIEW

This course provides an overview of the WAVE PTX Admin Portal for commercial markets, its key features, and roles within the portal. It includes clickable software simulations showing basic operations that can be performed at the Distributor, Partner- and Customer-level.

TARGET AUDIENCE

Distributors who use the Admin Portal to add and manage Partners in the commercial market; Partners who use the Admin Portal to add and manage customers in the commercial market; commercial customers who use the Admin Portal to manage subscriptions and add or manage users and devices.

COURSE OBJECTIVES

- After completing this course, the student will be able to:
- Navigate the WAVE PTX Admin Portal.
 - Add and manage partners from the distributor level.
 - Add and manage customers from the partner level.
 - Add and manage partner employees from the partner level.
 - Manage subscriptions and licenses.
 - Add and manage customer employees.
 - Register and manage TLK and Evolve devices.
 - Create and manage mobile, tablet, and dispatch users.
 - Create and manage standard, dispatch, and broadband talkgroups.

REQUISITE KNOWLEDGE

None

PREREQUISITES

None

COURSE OVERVIEW

During this course, you will perform key tasks in the WAVE PTX Mobile Application in order to communicate with contacts and talkgroups.

TARGET AUDIENCE

WAVE PTX users who want to get hands-on practice with the features and operation principles of the WAVE PTX Mobile Application.

COURSE OBJECTIVES

- After completing this course, you will be able to:
- Navigate and use the WAVE PTX Mobile Application in Standard and PTT Radio modes.
 - Initiate and receive PTT calls to and from contacts and talkgroups.
 - Initiate and receive video streaming sessions to and from contacts and talkgroups.
 - Use multimedia messaging to exchange text messages and files.
 - Take advantage of emergency features.
 - Perform user check and monitoring.

REQUISITE KNOWLEDGE

None

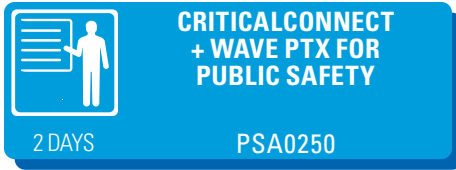
PREREQUISITES

None

RADIO SOLUTIONS PRIVATE BROADBAND

For information on prerequisites and to register for courses visit the LXP at:
LEARNING.MOTOROLASOLUTIONS.COM

For general information contact the Latin America Education Services Help Desk at:
training.lacr@motorolasolutions.com



The course card is a blue rounded rectangle. On the left, there is a white icon of a person standing next to a list. To the right of the icon, the text reads "CRITICALCONNECT + WAVE PTX FOR PUBLIC SAFETY" in white, bold, uppercase letters. Below the icon, it says "2 DAYS" and "PSA0250" in white, uppercase letters.

 ESPAÑOL

COURSE OVERVIEW

Critical Connect is the new interoperability in the cloud solution and it replaces the use of on-premise ISSI. It is also the bridge between radio and broadband PTT solutions based on the Unified Communications platform. The course describes the components and dependencies of Critical Connect, and how to quote and order the solution. During this training, you will become acquainted with the main functions and features of the Critical Connect solution and learn to navigate and operate the Critical Connect Patch Portal. You will perform the actions required to create and manage existing patches within the portal.

TARGET AUDIENCE

Administrators and technicians using the Patch Portal to set up and manage inter-agency patches.

COURSE OBJECTIVES

By the end of the course, the student will be able to:

- Describe the features of Critical Connect.
- Describe Critical Connect capabilities.
- Describe technical requirements.
- Identify the architecture – cloud components.
- Navigate the Patch Portal Interface with confidence.
- Search and filter talkgroups by type.
- Create and remove patches through various actions.
- Enable and manage existing patches.

REQUISITE KNOWLEDGE

Completion of the following course(s) or equivalent experience:

- ASTRO® 25 IV&D System Overview (AST1038 / AST1067)

PREREQUISITES

None



COMMANDCENTRAL COURSES

CommandCentral training is conducted utilizing several training modalities: online self-paced training, virtual instructor-led and onsite training. The instruction provided and the related training modality are dependent on each CommandCentral module and the modules deployed on your system. Our CommandCentral Training Team will take a system level view of your CommandCentral deployment and tailor a training solution that creates value for your agency.

 <p>CC AWARE</p> <p>2 DAYS PSA0302</p>	 <p>COMMANDCENTRAL AWARE CLOUD BASIC OPERATIONS</p> <p>0.5 HRS PSA4058</p>	 <p>COMMANDCENTRAL AWARE CLOUD CAMERA DIRECTORY</p> <p>0.5 HRS PSA0054</p>
 <p>COMMANDCENTRAL AWARE CLOUD VIDEO VIEW BASICS</p> <p>0.75 HRS PSA4059</p>	 <p>COMMANDCENTRAL AWARE CLOUD RULES ENGINE</p> <p>0.5 HRS PSA0053</p>	 <p>COMMANDCENTRAL AWARE LOCATION TRACKING AND HISTORICAL MAP</p> <p>0.5 HRS PSA0055</p>
 <p>COMMANDCENTRAL -AWARE CLOUD MAP VIEW BASICS</p> <p>0.5 HRS PSA4119</p>	 <p>COMMANDCENTRAL AWARE FOR MOBILE VIDEO ADMINISTRATION</p> <p>0.5 HRS PSA0276</p>	 <p>COMMANDCENTRAL AWARE CLOUD RADIO CONSOLE VIEW</p> <p>0.5 HRS PSA4060</p>
 <p>COMMANDCENTRAL AWARE UNDERSTANDING THE EVENT MONITOR</p> <p>0.75 HRS PSA4120</p>	 <p>COMMANDCENTRAL AWARE FOR MOBILE VIDEO</p> <p>0.5 HRS PSA0267</p>	 <p>COMMANDCENTRAL AWARE CLOUD ADVANCED MAP VIEW</p> <p>0.5 HRS PSA0069</p>
 <p>COMMANDCENTRAL AWARE CLOUD ADVANCED VIDEO VIEW</p> <p>0.75 HRS PSA4121</p>	 <p>COMMANDCENTRAL AWARE CLOUD PROVISIONING AWARE IN ADMIN 2.0</p> <p>0.5 HRS PSA0258</p>	 <p>COMMANDCENTRAL UNIT MANAGEMENT ADMINISTRATION</p> <p>0.5 HRS PSA0274</p>

VESTA® SOLUTIONS COURSES














EMERGENCY CALL HANDLING: VESTA® SOLUTIONS

At Motorola Solutions, we know that one of the key components to keep people connected when it matters most is to provide the best training possible. This empowers our customers to use their VESTA® solutions to their fullest potential, maximizing their abilities to maintain operations, protect property and save lives.

Led by knowledgeable, dedicated product training specialists, our courses offer learners the possibility to get a firm understanding of their VESTA® solution.

Find below some of the online and live courses currently available. For more information, visit the LXP or contact us at:

- VESTA.trainingadmin@motorolasolutions.com – Training, Courseware
- VESTA.quotes@motorolasolutions.com – Sales, Quotes

 0.5 HRS VESTA® ANALYTICS LITE VST0002	 0.5 HRS VESTA® SMS ADMIN VST0003	 0.5 HRS VESTA® SMS AGENT VST0004
 0.5 HRS VESTA® MAP LOCAL AGENT VST0005	 0.5 HRS VESTA® HEADS UP DISPLAY (HUD) VST0006	 0.5 HRS VESTA® MAP LOCAL INSTALLATION, MAINTENANCE & UPGRADES VST0007
 0.5 HRS DATA HUB FOR VESTA® MAP LOCAL VST0008	 0.5 HRS VESTA® - ACTIVITY VIEW VST0009	 0.5 HRS VESTA® ENHANCED IP PHONE ADMIN TRAINING VST0010
 4 DAYS VESTA® 9-1-1 TROUBLESHOOTING VST0103	 8 DAYS VESTA® 911 INSTALLATION & MAINTENANCE/ADMIN (VIRTUAL TRAINING) VST0105	 3 DAYS VESTA® SMS/TEXT TO 911 INSTALLATION & MAINTENANCE (VIRTUAL TRAINING) VST0106
 4 DAYS 911 MAINTENANCE & ADMINISTRATION (SMART HANDS) VST0107		





CALLWORKS COURSES


In these changing times PSAPs face new challenges, beyond responding to a mobile society and adopting Next Generation technology. Amid and despite these challenges, CallWorks CallStation continues to ensure call takers gain the functionality they need to save seconds and save lives.

For more information, visit our website at motorolasolutions.com

 **CALLWORKS ADMINISTRATION**
VST0501

 **CALLWORKS DECISIONSTATION**
VST0502

 **CALLWORKS CALLSTATION**
VST0503

 **EMERGENCY CALLWORKS OPERATIONS & MAINTENANCE**
32 HRS VST0201

 **CALLWORKS CALLSTATION INTEGRATION W/RAPIDSOS**
0.25 HRS VST0001




CYBERSECURITY COURSES

CYBER INCIDENT RESPONSE - DATA COLLECTION AND THE INCIDENT RESPONSE PROCESS (CYB0161)	73
CYBER INCIDENT RESPONSE - VULNERABILITY ASSESSMENT (CYB0162)	73
CYBER INCIDENT RESPONSE - THE INCIDENT RESPONSE PROCESS (CYB0163)	73
CYBER INCIDENT RESPONSE - INCIDENT RESPONSE, METHODS, TOOLS AND TECHNIQUES (CYB0164)	74
CYBER INCIDENT RESPONSE - THREATS AND ATTACKS (CYB0165)	74
INTRODUCTION TO CYBERSECURITY (CYB0166)	74

CYBERSECURITY

For information on prerequisites and to register for courses visit the LXP at: LEARNING.MOTOROLASOLUTIONS.COM

For general information contact the Latin America Education Services Help Desk at: training.lacr@motorolasolutions.com



CYBER INCIDENT RESPONSE- DATA COLLECTION AND ANALYSIS
1 HR CYB0161

COURSE OVERVIEW

Cyber Incident Response is a self-directed, self-paced Computer Based Training (CBT) program that equips students with the skills needed to fight back against modern cyber threats. This course will cover data collection and analysis for network, host, and cloud-based data sources used within different organizations. Topics discussed throughout this course will focus on both quantitative and qualitative data analysis procedures, as they relate to traditional and typically customized computing solutions. Tools for data analysis within specific operating systems and reporting will also be discussed, as well as what your next steps should be in reporting out your findings to the appropriate teams within your organization.

TARGET AUDIENCE


The Cyber Incident Response- Data Collection and Analysis training is designed for individuals with between 3 and 5 years of experience working in a computing environment as part of a CERT/CSIRT/SOC who desire or are required to protect critical information systems before, during, and after an incident which may be a cybersecurity attack.

COURSE OBJECTIVES

- By the end of the course, the student will be able to:
- Define security challenges facing cloud computing.
 - Compare the advantages and disadvantages of cloud computing.
 - Identify the difference between a threat and a vulnerability.
 - Identify the differences between big data, data science, and data analytics as they relate to the field of cybersecurity.
 - Analyze the need for data analytics as an essential requirement for both consumer and national level security.

REQUISITE KNOWLEDGE

None



CYBER INCIDENT RESPONSE - VULNERABILITY ASSESSMENT
1 HR CYB0162

COURSE OVERVIEW

Cyber Incident Response- Vulnerability Assessment is a self-directed, self-paced Computer Based Training (CBT) program that equips students with the skills needed to fight back against modern cyber threats. This course takes a comprehensive look at the vulnerability assessment and scanning process. The lessons included here will begin in the planning stages and discuss how you can take scanning plans into action using tools and applications used throughout the cybersecurity industry. Finally, this course will also discuss the actions required once scanning is complete, including post-remediation actions and what steps are required during an audit of your organizational network.

TARGET AUDIENCE


The Cyber Incident Response training is designed for individuals with between 3 and 5 years of experience working in a computing environment as part of a CERT/CSIRT/SOC who desire or are required to protect critical information systems before, during, and after an incident which may be a cybersecurity attack.

COURSE OBJECTIVES

- By the end of the course, the student will be able to:
- Assess information security risk in computing and networking environments
 - Collect cyber threat intelligence
 - Analyze the cybersecurity threat landscape
 - Respond to and investigate cybersecurity threats
 - Analyze data collected from security event logs
 - Assess and defend against post-attack techniques.

REQUISITE KNOWLEDGE

None



CYBER INCIDENT RESPONSE - THE INCIDENT RESPONSE PROCESS
1 HR CYB0163

COURSE OVERVIEW

Cyber Incident Response- The Incident Response Process is a self-directed, self-paced Computer Based Training (CBT) program that equips students with the skills needed to fight back against modern cyber threats. This course provides a complete look at the Incident Response (IR) process and associates related tasks and procedures in IR with a major cybersecurity framework. By first developing a broad understanding of what risk management is, security officials can then create the connections needed to establish security controls relevant to the needs of their specific organizations. At the conclusion of this course, we will also discuss relevant trends and tips for Incident Response (IR) containment, based on the latest research and best case practices from individuals within the cybersecurity industry.

TARGET AUDIENCE

The Cyber Incident Response training is designed for individuals with between 3 and 5 years of experience working in a computing environment as part of a CERT/CSIRT/SOC who desire or are required to protect critical information systems before, during, and after an incident which may be a cybersecurity attack.

COURSE OBJECTIVES

- Upon completion of this course, you will be able to
- Assess information security risk in computing and networking environments
 - Collect cyber threat intelligence
 - Analyze the cybersecurity threat landscape
 - Respond to and investigate cybersecurity threats
 - Analyze data collected from security event logs
 - Assess and defend against post-attack techniques.

REQUISITE KNOWLEDGE

None

CYBERSECURITY

For information on prerequisites and to register for courses visit the LXP at: LEARNING.MOTOROLASOLUTIONS.COM

For general information contact the Latin America Education Services Help Desk at: training.lacr@motorolasolutions.com



CYBER INCIDENT RESPONSE- INCIDENT RESPONSE, METHODS, TOOLS AND TECHNIQUES
1 HR CYB0164

COURSE OVERVIEW

Cyber Incident Response- Incident Response, Methods, Tools, and Techniques is a self-directed, self-paced Computer Based Training (CBT) program that equips students with the skills needed to fight back against modern cyber threats. During this course, these topics will cover a comprehensive overview of the basics of incident response, what steps can be taken to mitigate damage after an attack, and what you can do to help prepare your organization's cybersecurity infrastructure to be more prepared in the future.

TARGET AUDIENCE

The Cyber Incident Response training is designed for individuals with between 3 and 5 years of experience working in a computing environment as part of a CERT/CSIRT/SOC who desire or are required to protect critical information systems before, during, and after an incident which may be a cybersecurity attack.

COURSE OBJECTIVES

By the end of the course, the student will be able to:

- Assess information security risk in computing and networking environments
- Collect cyber threat intelligence
- Analyze the cybersecurity threat landscape
- Respond to and investigate cybersecurity threats
- Analyze data collected from security event logs
- Assess and defend against post-attack techniques.

REQUISITE KNOWLEDGE

None



CYBER INCIDENT RESPONSE- THREATS AND ATTACKS
1 HR CYB0165

COURSE OVERVIEW

Cyber Incident Response- Threats and Attacks is a self-directed, self-paced Computer Based Training (CBT) program that equips students with the skills needed to fight back against modern cyber threats. The course provides both a historical and current look at threat trends affecting both small and large organizations. Includes a review of data-specific trends based on recently published attacks, as well as the impact of those incidents. By developing an understanding of what vulnerabilities are commonly searched for by attackers, organizations can prepare defense and mitigation plans in advance of an attack and by doing so protect proprietary data and other valuable organizational information.

TARGET AUDIENCE

The Cyber Incident Response training is designed for individuals with between 3 and 5 years of experience working in a computing environment as part of a CERT/CSIRT/SOC who desire or are required to protect critical information systems before, during, and after an incident which may be a cybersecurity attack.

COURSE OBJECTIVES

By the end of the course, the student will be able to:

- Assess information security risk in computing and networking environments
- Collect cyber threat intelligence
- Analyze the cybersecurity threat landscape
- Respond to and investigate cybersecurity threats
- Analyze data collected from security event logs
- Assess and defend against post-attack techniques

REQUISITE KNOWLEDGE

None



INTRODUCTION TO CYBERSECURITY
16 HRS CYB0166

COURSE OVERVIEW

This course provides participants with a high-level overview of various aspects of Cybersecurity in the context of a modern and Internet-connected environment. Students will gain a foundational perspective on the challenges of designing a cybersecurity program, implementing secure systems, and other factors needed for a comprehensive cybersecurity solution. Upon completion of this course, each participant will be able to define cybersecurity terminology, compliance requirements, review sample attacks, and gain an understanding of the impact of current threat trends on cybersecurity implementation.

TARGET AUDIENCE

Students who utilize internet-connected devices.

COURSE OBJECTIVES

By the end of the course, the student will be able to:

- Provide a general definition of the concept of cybersecurity.
- Identify basic cybersecurity terminology.
- Identify the primary cybersecurity threats from cyber war, cyber terrorism, and cybercrime
- Describe specific cybersecurity challenges to the Federal government and the Department of Defense.
- Identify the key challenges to implementing security on the Internet.
- Develop connections between cybersecurity attack methods and motives for attackers.
- Analyze the role of legislation in cybersecurity and determine how countries respond nationally to various cyber attacks.

REQUISITE KNOWLEDGE

None



VIDEO SOLUTIONS



EDESIX VIDEOMANAGER SYSTEM ADMINISTRATOR

8 HRS

PSA0036

COURSE OVERVIEW

During this course, you will learn how to fulfill the System Administrator role in VideoManager. This includes configuring, controlling, and maintaining the VideoManager system infrastructure.

TARGET AUDIENCE

This course is intended for VideoManager users that are responsible for the overall system management and maintenance.

COURSE OBJECTIVES

After completing this training course, you will be able to:

- Assess the health of your system
- Successfully update camera firmware
- Successfully update DockController firmware
- Run reports
- Perform general tasks such as disabling a user, replacing an RFID tag, expand storage, and manage network usage levels
- Create a new site.

REQUISITE KNOWLEDGE

None

PREREQUISITES

None

CONTACT US

VISIT OUR WORLDWIDE EDUCATION WEBSITE:

[MOTOROLASOLUTIONS.COM/LEARNING](https://motorolasolutions.com/learning)

Our website is your portal to find help to meet your organizational training needs. Keep up to date with the latest version of this catalog, our training schedule, or simply use the Contact Us function for additional questions or assistance.



Motorola Solutions
Worldwide Services
Bank of America Plaza
401 E Las Olas Blvd,
16th Floor
Fort Lauderdale, FL 33301



**Learning &
Performance Institute**
Authorised Qualification &
Assessment Centre



MOTOROLA SOLUTIONS

Motorola Solutions, Inc.
500 West Monroe Street, Chicago, IL 60661 U.S.A.
motorolasolutions.com

MOTOROLA, MOTO, MOTOROLA SOLUTIONS and the Stylized M Logo are trademarks or registered trademarks of Motorola Trademark Holdings, LLC and are used under license. All other trademarks are the property of their respective owners.
© 2022 Motorola Solutions, Inc. All rights reserved. 10-2022